

# SRI SIDDHARTHA DENTAL COLLEGE AND HOSPITAL

AGALAKOTE, B.H.ROAD, TUMKUR-572107, KARNATAKA.

Recognized by Dental Council of India, NEW DELHI

A Constituent College of Sri Siddhartha Academy of Higher Education (Deemed-to-be-university) Accredited 'A' Grade by NAAC

Phone No: / Fax No: 0816-2275536

Web: [www.ssdctumkur.org](http://www.ssdctumkur.org)

Email: [ssdctumkur@gmail.com](mailto:ssdctumkur@gmail.com)

## Sri Siddhartha Dental College and Hospital, Tumkur DEPARTMENT OF PUBLIC HEALTH DENTISTRY Enrichment Programme- 2020-21


1	17/07/2021	ART	Oct 2021 and Jan 2022 Exam Batch
---	------------	-----	----------------------------------


**Resource persons:** Dr. Bharatesh, Dr. Mythri & Dr. Darshana

**Detail:** Final year Students were divided into three groups 7-8 members. Each group was given discussion on ART. Demonstration of ART was given to each group. 27 students were benefited with this.



  
**Incharge staff**  
[Dr. Darshana B]

  
**Head of the Department**  
[Dr. Bharatesh JV]  
PROF., & H.O.D.  
Dept. Of Community Dentistry  
Sri Siddhartha Dental College  
Agalakote, B.H. Road, Tumkur 572107

  
**PRINCIPAL**  
SSDC  
Principal  
Sri Siddhartha Dental College  
Agalakote, B.H.Road, Tumkur-572107

# SRI SIDDHARTHA DENTAL COLLEGE AND HOSPITAL

AGALAKOTE, B.H.ROAD, TUMKUR-572107, KARNATAKA.

Recognized by Dental Council of India, NEW DELHI

A Constituent College of Sri Siddhartha Academy of Higher Education (Deemed-to-be-university) Accredited 'A' Grade by NAAC

Phone No: / Fax No: 0816-2275536

Web: [www.ssdctumkur.org](http://www.ssdctumkur.org)

Email: [ssdctumkur@gmail.com](mailto:ssdctumkur@gmail.com)

## SRI SIDDHARTHA DENTAL COLLEGE AND HOSPITAL, TUMKUR

### FEEDBACK FORM- ENRICHMENT COURSE/PBL / VALUE ADDED PROGRAM

Rating values:

a) Poor =1   b) Average=2   c) Good=3   d) Very good =4   e) Excellent=5

Please Circle the answer which most closely corresponds to your views about each statement

Department: PUBLIC HEALTH DENTISTRY

3. Topic: ART

4. How well this enrichment course helped to in terms of following statements

Sl. No.	Courses	EXCELLENT	VERY GOOD	GOOD	AVERAGE	POOR
6.	Learning value (in terms of skills, concepts, knowledge, analytical abilities, broadening perspectives)	<input checked="" type="checkbox"/>	<input type="checkbox"/>	<input type="checkbox"/>	<input type="checkbox"/>	<input type="checkbox"/>
7.	Applicability or relevance to real life situations	<input type="checkbox"/>	<input checked="" type="checkbox"/>	<input type="checkbox"/>	<input type="checkbox"/>	<input type="checkbox"/>
8.	Depth and pace of the course content	<input checked="" type="checkbox"/>	<input type="checkbox"/>	<input type="checkbox"/>	<input type="checkbox"/>	<input type="checkbox"/>
9.	Teaching method used	<input checked="" type="checkbox"/>	<input type="checkbox"/>	<input type="checkbox"/>	<input type="checkbox"/>	<input type="checkbox"/>
10.	Overall rating of the enrichment/PBL course	<input checked="" type="checkbox"/>	<input type="checkbox"/>	<input type="checkbox"/>	<input type="checkbox"/>	<input type="checkbox"/>

Any suggestions:

Thank you for your valuable feedback...

# SRI SIDDHARTHA DENTAL COLLEGE AND HOSPITAL

AGALAKOTE, B.H.ROAD, TUMKUR-572107, KARNATAKA.

Recognized by Dental Council of India, NEW DELHI

A Constituent College of Sri Siddhartha Academy of Higher Education (Deemed-to-be-university) Accredited 'A' Grade by NAAC

Phone No: / Fax No: 0816-2275536

Web: [www.ssdetumkur.org](http://www.ssdetumkur.org)

Email: [ssdetumkur@gmail.com](mailto:ssdetumkur@gmail.com)

## SRI SIDDHARTHA DENTAL COLLEGE AND HOSPITAL, TUMKUR DEPARTMENT OF PUBLIC HEALTH DENTISTRY ATTENDANCE SHEET

Sl. No.	Reg. No.	Name of the student
1	17SD1001	ARYA KRISHNAN D
2	17SD1002	BAREWAR AAYUSHI BUDHRAM
3	17SD1003	GAIKWAD BHUSHAN ANKUSH
4	17SD1004	HARSHITHA D
5	17SD1005	IFFAT SHARIF
6	17SD1006	MEGHANA SATISH
7	17SD1007	SANGAMITHRA N
8	17SD1008	R MEGHANA
9	17SD1009	HARISANKAR
10	17SD1010	SHREYA H S
11	17SD1011	SRUTHI G
12	17SD1012	HARSHITHA M R
13	17SD1013	S SUSHMA
14	17SD1014	ANUSHA R
15	17SD1015	KURUBA HIMAVARDHINI
16	17SD1016	SNEHA C
17	17SD1017	HARIPRIYA LAISHRAM
18	17SD1018	VEERABOYINA JASWANTHI
19	17SD1019	ALEX DAS Y
20	17SD1020	NIRMALYA GHOSAL
21	17SD1021	AKSHAYA S

# SRI SIDDHARTHA DENTAL COLLEGE AND HOSPITAL

AGALAKOTE, B.H.ROAD, TUMKUR-572107, KARNATAKA.

Recognized by Dental Council of India, NEW DELHI

A Constituent College of Sri Siddhartha Academy of Higher Education (Deemed-to-be-university) Accredited 'A' Grade by NAAC

Phone No: / Fax No: 0816-2275536

Web: [www.ssdetumkur.org](http://www.ssdetumkur.org)

Email: [ssdetumkur@gmail.com](mailto:ssdetumkur@gmail.com)

22	17SD1022	AKSHILY MARIA
23	17SD1023	TORIYA M SHAJI
24	17SD1024	SAHANA K
25	17SD1025	GOPAVARAM HARSHA PRIYA
26	17SD1026	SAYED ASIF HUSSAIN
27	17SD1027	NEHA MOHAN
28	17SD1028	SNEHA KUMARI
29	17SD1029	C R DHIRAJ
30	17SD1030	T NIKITHA

Head of the Department

[Dr. Bharatesh JV]

**PROF., & H.O.D.**

Dept., Of Community Dentistry  
Sri Siddhartha Dental College  
Agalakote, B.H. Road, Tumkur - 572107

PRINCIPAL

SSDC

Principal

Sri Siddhartha Dental College  
Agalakote, B.H. Road, Tumkur-572107

# SRI SIDDHARTHA DENTAL COLLEGE AND HOSPITAL

AGALAKOTE, B.H.ROAD, TUMKUR-572107, KARNATAKA.

Recognized by Dental Council of India, NEW DELHI

A Constituent College of Sri Siddhartha Academy of Higher Education (Deemed-to-be-university) Accredited 'A' Grade by NAAC

Phone No: / Fax No: 0816-2275536

Web: [www.ssdctumkur.org](http://www.ssdctumkur.org)

Email: [ssdctumkur@gmail.com](mailto:ssdctumkur@gmail.com)

## Sri Siddhartha Dental College and Hospital, Tumkur DEPARTMENT OF PUBLIC HEALTH DENTISTRY Enrichment Programme- 2020-21

1	21/06/2021	Pit and fissure sealants	Oct 2021 and Jan 2022 Exam Batch
---	------------	--------------------------	----------------------------------

**Detail:** Final year Students were divided into three groups 9-10 members. Each group was given discussion on pit and fissure sealants. Demonstration of pit and fissure was given to each group. 23 students were benefitted with this.



  
Incharge staff

[Dr. Darshana B]

  
Head of the Department

[Dr. Bharatesh JV]

PROF., & H.O.D.  
Dept., Of Community Dentistry  
Sri Siddhartha Dental College  
Agalakote, B.H. Road, Tumkur 572107

  
PRINCIPAL

SSDC

Principal  
Sri Siddhartha Dental College  
Agalakote, B.H.Road, Tumkur-572107

# SRI SIDDHARTHA DENTAL COLLEGE AND HOSPITAL

AGALAKOTE, B.H.ROAD, TUMKUR-572107, KARNATAKA.

Recognized by Dental Council of India, NEW DELHI

A Constituent College of Sri Siddhartha Academy of Higher Education (Deemed-to-be-university) Accredited 'A' Grade by NAAC

Phone No: / Fax No: 0816-2275536

Web: [www.ssdctumkur.org](http://www.ssdctumkur.org)

Email: [ssdctumkur@gmail.com](mailto:ssdctumkur@gmail.com)

## SRI SIDDHARTHA DENTAL COLLEGE AND HOSPITAL, TUMKUR DEPARTMENT OF PUBLIC HEALTH DENTISTRY ATTENDANCE SHEET

Sl. No.	Reg. No.	Name of the student
1	17SD1001	ARYA KRISHNAN D
2	17SD1002	BAREWAR AAYUSHI BUDHRAM
3	17SD1003	GAIKWAD BHUSHAN ANKUSH
4	17SD1004	HARSHITHA D
5	17SD1005	IFFAT SHARIF
6	17SD1006	MEGHANA SATISH
7	17SD1007	SANGAMITHRA N
8	17SD1008	R MEGHANA
9	17SD1009	HARISANKAR
10	17SD1010	SHREYA H S
11	17SD1011	SRUTHI G
12	17SD1012	HARSHITHA M R
13	17SD1013	S SUSHMA
14	17SD1014	ANUSHA R
15	17SD1015	KURUBA HIMAVARDHINI
16	17SD1016	SNEHA C
17	17SD1017	HARIPRIYA LAISHRAM
18	17SD1018	VEERABOYINA JASWANTHI
19	17SD1019	ALEX DAS Y
20	17SD1020	NIRMALYA GHOSAL
21	17SD1021	AKSHAYA S

# SRI SIDDHARTHA DENTAL COLLEGE AND HOSPITAL

AGALAKOTE, B.H.ROAD, TUMKUR-572107, KARNATAKA.

Recognized by Dental Council of India, NEW DELHI


A Constituent College of Sri Siddhartha Academy of Higher Education (Deemed-to-be-university) Accredited 'A' Grade by NAAC

Phone No: / Fax No: 0816-2275536

Web: [www.ssdcetumkur.org](http://www.ssdcetumkur.org)

Email: [ssdcetumkur@gmail.com](mailto:ssdcetumkur@gmail.com)

22	17SD1022	AKSHILY MARIA
23	17SD1023	TORIYA M SHAJI
24	17SD1024	SAHANA K
25	17SD1025	GOPAVARAM HARSHA PRIYA
26	17SD1026	SAYED ASIF HUSSAIN
27	17SD1027	NEHA MOHAN
28	17SD1028	SNEHA KUMARI
29	17SD1029	C R DHIRAJ
30	17SD1030	T NIKITHA

  
Head of the Department  
[Dr. Bharatesh JV]

PROF. & H.O.D  
Dept., Of Community Dentistry  
Sri Siddhartha Dental College  
Agalakote, B.H. Road, Tumkur - 572107

  
PRINCIPAL  
SSDC

Principal  
Sri Siddhartha Dental College  
Agalakote, B.H. Road, Tumkur-572107

# SRI SIDDHARTHA DENTAL COLLEGE AND HOSPITAL

AGALAKOTE, B.H.ROAD, TUMKUR-572107, KARNATAKA.

Recognized by Dental Council of India, NEW DELHI

A Constituent College of Sri Siddhartha Academy of Higher Education (Deemed-to-be-university) Accredited 'A' Grade by NAAC

Phone No: / Fax No: 0816-2275536

Web: [www.ssdetumkur.org](http://www.ssdetumkur.org)

Email: [ssdetumkur@gmail.com](mailto:ssdetumkur@gmail.com)

## SRI SIDDHARTHA DENTAL COLLEGE AND HOSPITAL, TUMKUR

### FEEDBACK FORM- ENRICHMENT COURSE/PBL / VALUE ADDED PROGRAM

Rating values:

a) Poor =1 b) Average=2 c) Good=3 d) Very good =4 e) Excellent=5

Please Circle the answer which most closely corresponds to your views about each statement

Department: PUBLIC HEALTH DENTISTRY

3. Topic: *Pit and fissure Sealants*

4. How well this enrichment course helped to in terms of following statements

Sl. No.	Courses	EXCELLENT	VERY GOOD	GOOD	AVERAGE	POOR
6.	Learning value (in terms of skills, concepts, knowledge, analytical abilities, broadening perspectives)	<input checked="" type="checkbox"/>	<input type="checkbox"/>	<input type="checkbox"/>	<input type="checkbox"/>	<input type="checkbox"/>
7.	Applicability or relevance to real life situations	<input type="checkbox"/>	<input checked="" type="checkbox"/>	<input type="checkbox"/>	<input type="checkbox"/>	<input type="checkbox"/>
8.	Depth and pace of the course content	<input type="checkbox"/>	<input type="checkbox"/>	<input checked="" type="checkbox"/>	<input type="checkbox"/>	<input type="checkbox"/>
9.	Teaching method used	<input type="checkbox"/>	<input type="checkbox"/>	<input checked="" type="checkbox"/>	<input type="checkbox"/>	<input type="checkbox"/>
10.	Overall rating of the enrichment/PBL course	<input type="checkbox"/>	<input type="checkbox"/>	<input checked="" type="checkbox"/>	<input type="checkbox"/>	<input type="checkbox"/>

Any suggestions:

Thank you for your valuable feedback...

# SRI SIDDHARTHA DENTAL COLLEGE AND HOSPITAL

AGALAKOTE, B.H.ROAD, TUMKUR-572107, KARNATAKA.

Recognized by Dental Council of India, NEW DELHI

A Constituent College of Sri Siddhartha Academy of Higher Education (Deemed-to-be-university) Accredited 'A' Grade by NAAC

Phone No: / Fax No: 0816-2275536

Web: [www.ssdcumkur.org](http://www.ssdcumkur.org)

Email: [ssdcumkur@gmail.com](mailto:ssdcumkur@gmail.com)

## Sri Siddhartha Dental College and Hospital, Tumkur DEPARTMENT OF PUBLIC HEALTH DENTISTRY Enrichment Programme- 2020-21


1	17/04/2021	Health education	Oct 2021 and Jan 2022 Exam Batch
---	------------	------------------	----------------------------------


**Resource persons:** Dr. Bharatesh, Dr. Mythri & Dr. Darshana


**Detail:** Final year Students were divided into three groups 7-8 members. Each group was given discussion on Principles and communication aids of health education. Topics were allotted with defined population for students and observed their application of health education concept. 29 students were benefitted with this.

### HEALTH EDUCATION



  
Incharge staff  
[Dr. Darshana B]

  
Head of the Department  
[Dr. Bharatesh JV]  
PROF., & H.O.D.  
Dept., Of Community Dentistry  
Sri Siddhartha Dental College  
Agalakote, B.H. Road, Tumkur- 572107

  
PRINCIPAL  
SSDC  
Principal  
Sri Siddhartha Dental College  
Agalakote, B.H.Road, Tumkur-572107

# SRI SIDDHARTHA DENTAL COLLEGE AND HOSPITAL

AGALAKOTE, B.H.ROAD, TUMKUR-572107, KARNATAKA.

Recognized by Dental Council of India, NEW DELHI

A Constituent College of Sri Siddhartha Academy of Higher Education (Deemed-to-be-university) Accredited 'A' Grade by NAAC

Phone No: / Fax No: 0816-2275536

Web: [www.ssdctumkur.org](http://www.ssdctumkur.org)

Email: [ssdctumkur@gmail.com](mailto:ssdctumkur@gmail.com)

## SRI SIDDHARTHA DENTAL COLLEGE AND HOSPITAL, TUMKUR DEPARTMENT OF PUBLIC HEALTH DENTISTRY ATTENDANCE SHEET

Sl. No.	Reg. No.	Name of the student
1	17SD1001	ARYA KRISHNAN D
2	17SD1002	BAREWAR AAYUSHI BUDHRAM
3	17SD1003	GAIKWAD BHUSHAN ANKUSH
4	17SD1004	HARSHITHA D
5	17SD1005	IFFAT SHARIF
6	17SD1006	MEGHANA SATISH
7	17SD1007	SANGAMITHRA N
8	17SD1008	R MEGHANA
9	17SD1009	HARISANKAR
10	17SD1010	SHREYA H S
11	17SD1011	SRUTHI G
12	17SD1012	HARSHITHA M R
13	17SD1013	S SUSHMA
14	17SD1014	ANUSHA R
15	17SD1015	KURUBA HIMAVARDHINI
16	17SD1016	SNEHA C
17	17SD1017	HARIPRIYA LAISHRAM
18	17SD1018	VEERABOYINA JASWANTHI
19	17SD1019	ALEX DAS Y
20	17SD1020	NIRMALYA GHOSAL
21	17SD1021	AKSHAYA S

# SRI SIDDHARTHA DENTAL COLLEGE AND HOSPITAL

AGALAKOTE, B.H.ROAD, TUMKUR-572107, KARNATAKA.

Recognized by Dental Council of India, NEW DELHI


A Constituent College of Sri Siddhartha Academy of Higher Education (Deemed-to-be-university) Accredited 'A' Grade by NAAC

Phone No: / Fax No: 0816-2275536

Web: [www.ssdcetumkur.org](http://www.ssdcetumkur.org)

Email: [ssdcetumkur@gmail.com](mailto:ssdcetumkur@gmail.com)

22	17SD1022	AKSHILY MARIA
23	17SD1023	TORIYA M SHAJI
24	17SD1024	SAHANA K
25	17SD1025	GOPAVARAM HARSHA PRIYA
26	17SD1026	SAYED ASIF HUSSAIN
27	17SD1027	NEHA MOHAN
28	17SD1028	SNEHA KUMARI
29	17SD1029	C R DHIRAJ
30	17SD1030	T NIKITHA

  
Head of the Department  
[Dr. Bharatesh JV]

**PROF., & H.O.D.**  
Dept., Of Community Dentistry  
Sri Siddhartha Dental College  
Agalakote, B.H. Road, Tumkur - 572107

  
PRINCIPAL

SSDC  
Principal  
Sri Siddhartha Dental College  
Agalakote, B.H.Road, Tumkur-572107

# SRI SIDDHARTHA DENTAL COLLEGE AND HOSPITAL

AGALAKOTE, B.H.ROAD, TUMKUR-572107, KARNATAKA.

Recognized by Dental Council of India, NEW DELHI

A Constituent College of Sri Siddhartha Academy of Higher Education (Deemed-to-be-university) Accredited 'A' Grade by NAAC

Phone No: / Fax No: 0816-2275536

Web: [www.ssdctumkur.org](http://www.ssdctumkur.org)

Email: [ssdctumkur@gmail.com](mailto:ssdctumkur@gmail.com)

## SRI SIDDHARTHA DENTAL COLLEGE AND HOSPITAL, TUMKUR

### FEEDBACK FORM- ENRICHMENT COURSE/PBL / VALUE ADDED PROGRAM

Rating values:

a) Poor =1 b) Average=2 c) Good=3 d) Very good =4 e) Excellent=5

Please Circle the answer which most closely corresponds to your views about each statement

Department: PUBLIC HEALTH DENTISTRY

3. Topic: *Health Education*

4. How well this enrichment course helped to in terms of following statements

Sl. No.	Courses	EXCELLENT	VERY GOOD	GOOD	AVERAGE	POOR
6.	Learning value (in terms of skills, concepts, knowledge, analytical abilities, broadening perspectives)	<input checked="" type="checkbox"/>	<input type="checkbox"/>	<input type="checkbox"/>	<input type="checkbox"/>	<input type="checkbox"/>
7.	Applicability or relevance to real life situations	<input checked="" type="checkbox"/>	<input type="checkbox"/>	<input type="checkbox"/>	<input type="checkbox"/>	<input type="checkbox"/>
8.	Depth and pace of the course content	<input type="checkbox"/>	<input checked="" type="checkbox"/>	<input type="checkbox"/>	<input type="checkbox"/>	<input type="checkbox"/>
9.	Teaching method used	<input checked="" type="checkbox"/>	<input type="checkbox"/>	<input type="checkbox"/>	<input type="checkbox"/>	<input type="checkbox"/>
10.	Overall rating of the enrichment/PBL course	<input type="checkbox"/>	<input checked="" type="checkbox"/>	<input type="checkbox"/>	<input type="checkbox"/>	<input type="checkbox"/>

Any suggestions:

Thank you for your valuable feedback...

*Andy*

# SRI SIDDHARTHA DENTAL COLLEGE AND HOSPITAL

AGALAKOTE, B.H.ROAD, TUMKUR-572107, KARNATAKA.

Recognized by Dental Council of India, NEW DELHI

A Constituent College of Sri Siddhartha Academy of Higher Education (Deemed-to-be-university) Accredited 'A' Grade by NAAC

Phone No: / Fax No: 0816-2275536

Web: [www.ssdctumkur.org](http://www.ssdctumkur.org)

Email: [ssdctumkur@gmail.com](mailto:ssdctumkur@gmail.com)

## DEPARTMENT OF ORTHODONTICS

### CIRCULAR

**Date: 18.02.2021**

A enrichment program is scheduled on 23/02/2021 at 10.am for post graduate students on the topic of "Tonsils adenoids and sleep apnea" in the Department ENT by Prof & HOD, Dr. Jyothi swaroop. Hereby post graduate students are informed to prepare on the same topic to gain the maximum benefits.



**Signature of HOD**

**Dr. Prasanna T R**

Prof. & H.O.D

Department of Orthodontics  
Sri Siddhartha Dental College  
Tumkur - 572107.



**Signature of Principal**

**Dr. Praveen B Kudva**

Chairperson, ICAC,  
Sri Siddhartha Dental College,  
TUMKUR.

# SRI SIDDHARTHA DENTAL COLLEGE AND HOSPITAL

AGALAKOTE, B.H.ROAD, TUMKUR-572107, KARNATAKA.

Recognized by Dental Council of India, NEW DELHI

A Constituent College of Sri Siddhartha Academy of Higher Education (Deemed-to-be-university) Accredited 'A' Grade by NAAC

Phone No: / Fax No: 0816-2275536

Web: [www.ssdctumkur.org](http://www.ssdctumkur.org)

Email: [ssdctumkur@gmail.com](mailto:ssdctumkur@gmail.com)

## REPORT OF ENRICHMENT PROGRAMME BY DEPARTMENT OF ORTHODONTICS AND DENTOFACIAL ORTHOPAEDICS

An enrichment program was conducted on "Tonsils, Adenoids & Obstructive sleep apnea" in the Department of ENT SSMC Tumkur by Dr. Jyothiswaroop Prof & HOD, on 23/02/2021 (Tuesday) and 25/02/2021 (Thursday) between 2 to 4 pm at seminar hall Dept of ENT, SSMC. Post graduates students and staff from the department of Orthodontics and Pedodontics attended the program where importance of adenoids and their diagnosis in the early stages was explained as well live demonstration was given by Dr. Jyothiswaroop in the patient.



*Prasad*

**Signature**  
**Prof & HOD**  
Prof. & H.O.D

Department of Orthodontics  
Sri Siddhartha Dental College  
Tumkur - 572107.

*[Signature]*

**Signature**  
**The Principal**  
Chairperson, IQAC,  
Sri Siddhartha Dental College  
TUMKUR.

# SRI SIDDHARTHA DENTAL COLLEGE AND HOSPITAL

AGALAKOTE, B.H.ROAD, TUMKUR-572107, KARNATAKA.

Recognized by Dental Council of India, NEW DELHI

A Constituent College of Sri Siddhartha Academy of Higher Education (Deemed-to-be-university) Accredited 'A' Grade by NAAC

Phone No: / Fax No: 0816-2275536

Web: [www.ssdctumkur.org](http://www.ssdctumkur.org)

Email: [ssdctumkur@gmail.com](mailto:ssdctumkur@gmail.com)

## Department of Orthodontics

### Attendance Sheet

23/02/2021	Tonsils adenoids and sleep apnea	06
------------	----------------------------------	----

Sl.No.	Student Name	Register numbers
1.	Dr.Sangeetha	19SEO801
2.	Dr.Sajin	19SEO802
3.	Dr.Cilpa	20SEO801
4.	Dr. Mayank	18SEO801
5.	Dr. Swaroop	18SEO802
6.	Dr. Raghunathan	20SEO802



**Signature  
Prof & HOD**

Prof. & H.O.D

Department of Orthodontics  
Sri Siddhartha Dental College  
Tumkur - 572107.



**Signature**

**Principal**

Chairperson, IQAC,  
Sri Siddhartha Dental College,  
TUMKUR.

# SRI SIDDHARTHA DENTAL COLLEGE AND HOSPITAL

AGALAKOTE, B.H.ROAD, TUMKUR-572107, KARNATAKA.

Recognized by Dental Council of India, NEW DELHI

A Constituent College of Sri Siddhartha Academy of Higher Education (Deemed-to-be-university) Accredited 'A' Grade by NAAC

Phone No: / Fax No: 0816-2275536

Web: [www.ssdctumkur.org](http://www.ssdctumkur.org)

Email: [ssdctumkur@gmail.com](mailto:ssdctumkur@gmail.com)

---

**Please Circle the answer which most closely corresponds to your views about each statement**

**Department:** Department of Orthodontics

**Title:** Tonsils adenoids and sleep apnea

11. Institution conducting programmes to enhance the competency of faculty and students

- a) Strongly agree    b) Agree   c) Disagree   d) Strongly Disagree

12. Applicability / relevance and learning values in terms of skills, concept and knowledge of the program

- a) Strongly agree    b) Agree   c) Disagree   d) Strongly Disagree

13. How periodically you need these programmes to be conducted

- a) Monthly   b) Quarterly   c) Half yearly   d) Yearly

14. These programmes are helping you to update recent trends

- a) Strongly agree   b) Agree   c) Disagree   d) Strongly Disagree

15. Overall how would you like to rate the programme;

- a) Poor    b) Average   c) Good   d) Very good   e) Excellent

**Suggestions (if any):**

No Suggestions

**Thank you for your valuable feedback....**

# SRI SIDDHARTHA DENTAL COLLEGE AND HOSPITAL

AGALAKOTE, B.H.ROAD, TUMKUR-572107, KARNATAKA.

Recognized by Dental Council of India, NEW DELHI

A Constituent College of Sri Siddhartha Academy of Higher Education (Deemed-to-be-university) Accredited 'A' Grade by NAAC

Phone No: / Fax No: 0816-2275536

Web: [www.ssdctumkur.org](http://www.ssdctumkur.org)

Email: [ssdctumkur@gmail.com](mailto:ssdctumkur@gmail.com)

## DEPARTMENT OF ORTHODONTICS

### CIRCULAR

**Date: 01.01.2021**

A enrichment program is scheduled on 05/01/2021 at 10.am for post graduate students on the topic of "Standard operating protocol for Lateral Cephalograms" in the Department Oral medicine & Radiology by Prof & HOD, Dr. Suhas Setty. Hereby post graduate students are informed to prepare on the same topic to gain the maximum benefits.



**Signature of HOD**

**Dr. Prasanna T R**

*Prof. & H.O.D*

Department of Orthodontics  
Sri Siddhartha Dental College  
Tumkur - 572107,



**Signature of Principal**

**Dr. Praveen B Kudva**

Chairperson, IQAC,  
Sri Siddhartha Dental College,  
TUMKUR.

# SRI SIDDHARTHA DENTAL COLLEGE AND HOSPITAL

AGALAKOTE, B.H.ROAD, TUMKUR-572107, KARNATAKA.

Recognized by Dental Council of India, NEW DELHI

A Constituent College of Sri Siddhartha Academy of Higher Education (Deemed-to-be-university) Accredited 'A' Grade by NAAC

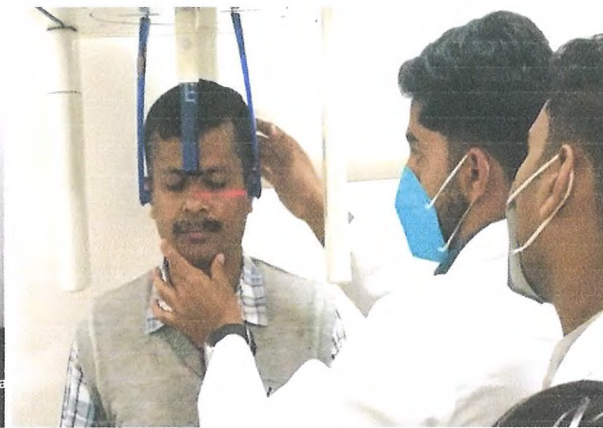

Phone No: / Fax No: 0816-2275536

Web: [www.ssdctumkur.org](http://www.ssdctumkur.org)

Email: [ssdctumkur@gmail.com](mailto:ssdctumkur@gmail.com)

## REPORT OF ENRICHMENT PROGRAMME BY DEPARTMENT OF ORTHODONTICS AND DENTOFACIAL ORTHOPAEDICS

An enrichment program was conducted on "Standard operating protocol for Lateral Cephalograms" in the Department Oral medicine & Radiology by Prof & HOD, Dr. Suhas Setty. One hour program was taken where participants were explained about cephalograms, Head orientation and standardization, Machine operation and Errors in cephalometrics. Demonstration was given to take radiograph and even students taken the radiographs. Feedback back forms were collected from the participants.



Signature  
Prof & HOD

Prof. & H.O.D

Department of Orthodontics  
Sri Siddhartha Dental College  
Tumkur - 572107.

Signature  
The Principal  
Chairperson, IQAC,  
Sri Siddhartha Dental College,  
TUMKUR.

# SRI SIDDHARTHA DENTAL COLLEGE AND HOSPITAL

AGALAKOTE, B.H.ROAD, TUMKUR-572107, KARNATAKA.

Recognized by Dental Council of India, NEW DELHI

A Constituent College of Sri Siddhartha Academy of Higher Education (Deemed-to-be-university) Accredited 'A' Grade by NAAC

Phone No: / Fax No: 0816-2275536

Web: [www.ssdctumkur.org](http://www.ssdctumkur.org)

Email: [ssdctumkur@gmail.com](mailto:ssdctumkur@gmail.com)

## Department of Orthodontics

### Attendance Sheet

05/01/2021	Standard operating protocol for Lateral Cephalograms	06
------------	--	----

Sl.No.	Student Name	Register numbers
1.	Dr.Sangeetha	19SEO801
2.	Dr.Sajin	19SEO802
3.	Dr.Cilpa	20SEO801
4.	Dr. Mayank	18SEO801
5.	Dr. Swaroop	18SEO802
6.	Dr. Raghunathan	20SEO802



**Signature  
Prof & HOD**

Prof. & H.O.D

Department of Orthodontics  
Sri Siddhartha Dental College  
Tumkur - 572107.



**Signature  
Principal**

Chairperson, IQAC,  
Sri Siddhartha Dental College,  
TUMKUR.

# SRI SIDDHARTHA DENTAL COLLEGE AND HOSPITAL

AGALAKOTE, B.H.ROAD, TUMKUR-572107, KARNATAKA.

Recognized by Dental Council of India, NEW DELHI

A Constituent College of Sri Siddhartha Academy of Higher Education (Deemed-to-be-university) Accredited 'A' Grade by NAAC

Phone No: / Fax No: 0816-2275536

Web: [www.ssdctumkur.org](http://www.ssdctumkur.org)

Email: [ssdctumkur@gmail.com](mailto:ssdctumkur@gmail.com)

---

**Please Circle the answer which most closely corresponds to your views about each statement**

**Department:** Department of Orthodontics

**Title:** Standard operating protocol for Lateral Cephalograms

1. Institution conducting programmes to enhance the competency of faculty and students  
a) Strongly agree    b) Agree   c) Disagree   d) Strongly Disagree
  
2. Applicability / relevance and learning values in terms of skills, concept and knowledge of the program  
a) Strongly agree   b) Agree    c) Disagree   d) Strongly Disagree
  
3. How periodically you need these programmes to be conducted  
 a) Monthly   b) Quarterly   c) Half yearly   d) Yearly
  
4. These programmes are helping you to update recent trends  
 a) Strongly agree   b) Agree   c) Disagree   d) Strongly Disagree
  
5. Overall how would you like to rate the programme;  
a) Poor    b) Average   c) Good   d) Very good   e) Excellent

**Suggestions (if any):**

*No suggestions*

**Thank you for your valuable feedback....**

# SRI SIDDHARTHA DENTAL COLLEGE AND HOSPITAL

AGALAKOTE, B.H.ROAD, TUMKUR-572107, KARNATAKA.

Recognized by Dental Council of India, NEW DELHI

A Constituent College of Sri Siddhartha Academy of Higher Education (Deemed-to-be-university) Accredited 'A' Grade by NAAC

Phone No: / Fax No: 0816-2275536

Web: [www.ssdtumkur.org](http://www.ssdtumkur.org)

Email: [ssdtumkur@gmail.com](mailto:ssdtumkur@gmail.com)

## DEPARTMENT OF ORTHODONTICS

### CIRCULAR

**Date: 21.01.2021**

A enrichment program is scheduled on 28/01/2021 at 10.am for post graduate students on the topic of "Face bow transfer and Hands on" in the Department of Prosthodontics by Prof & HOD, Dr. Naveen. B. H. and Reader Dr. Raghavendra Prasad. Hereby post graduate students are informed to prepare on the same topic to gain the maximum benefits.

**Signature of HOD**

**Dr. Prasanna T R**

Prof. & H.O.D

Department of Orthodontics  
Sri Siddhartha Dental College  
Tumkur - 572107.

**Signature of Principal**

**Dr. Praveen B Kudva**

Chairperson, IQAC,  
Sri Siddhartha Dental College,  
TUMKUR.

# SRI SIDDHARTHA DENTAL COLLEGE AND HOSPITAL

AGALAKOTE, B.H.ROAD, TUMKUR-572107, KARNATAKA.

Recognized by Dental Council of India, NEW DELHI

A Constituent College of Sri Siddhartha Academy of Higher Education (Deemed-to-be-university) Accredited 'A' Grade by NAAC


Phone No: / Fax No: 0816-2275536

Web: [www.ssdctumkur.org](http://www.ssdctumkur.org)

Email: [ssdctumkur@gmail.com](mailto:ssdctumkur@gmail.com)

## REPORT OF ENRICHMENT PROGRAMME BY DEPARTMENT OF ORTHODONTICS AND DENTOFACIAL ORTHOPAEDICS

An enrichment program was conducted on "Face bow transfer and Hands on" in the Department of Prosthodontics by Prof & HOD, Dr. Naveen. B. H. and Reader Dr. Raghavendra Prasad. Two hour program was conducted where participants were explained about the components of face bow, applications of face bow by Dr. Naveen. B. H. Demonstration was given by Dr. Raghavendra Prasad to transfer the relationship of maxillary arch and temporomandibular joint to the casts. Feedback forms were collected from the participants.



**Signature**  
**Prof. & HOD**  
Prof. & H.O.D

Department of Orthodontics  
Sri Siddhartha Dental College  
Tumkur - 572107.

**Signature**  
**The Principal**  
Chairperson, P.D.C.  
Sri Siddhartha Dental College,  
TUMKUR.

# SRI SIDDHARTHA DENTAL COLLEGE AND HOSPITAL

AGALAKOTE, B.H.ROAD, TUMKUR-572107, KARNATAKA.

Recognized by Dental Council of India, NEW DELHI

A Constituent College of Sri Siddhartha Academy of Higher Education (Deemed-to-be-university) Accredited 'A' Grade by NAAC

Phone No: / Fax No: 0816-2275536

Web: [www.ssdctumkur.org](http://www.ssdctumkur.org)

Email: [ssdctumkur@gmail.com](mailto:ssdctumkur@gmail.com)

## Department of Orthodontics

### Attendance Sheet

28/01/2021	Face bow transfer and Hands on	06
------------	--------------------------------	----

Sl.No.	Student Name	Register numbers
1.	Dr.Sangeetha	19SEO801
2.	Dr.Sajin	19SEO802
3.	Dr.Cilpa	20SEO801
4.	Dr. Mayank	18SEO801
5.	Dr. Swaroop	18SEO802
6.	Dr. Raghunathan	20SEO802



**Signature**  
**Prof & HOD**  
Prof. & H.O.D

Department of Orthodontics  
Sri Siddhartha Dental College  
Tumkur - 572107.



**Signature**  
**Principal**  
Chairperson, IQAC,  
Sri Siddhartha Dental College,  
TUMKUR.

# SRI SIDDHARTHA DENTAL COLLEGE AND HOSPITAL

AGALAKOTE, B.H.ROAD, TUMKUR-572107, KARNATAKA.

Recognized by Dental Council of India, NEW DELHI

A Constituent College of Sri Siddhartha Academy of Higher Education (Deemed-to-be-university) Accredited 'A' Grade by NAAC

Phone No: / Fax No: 0816-2275536

Web: [www.ssdctumkur.org](http://www.ssdctumkur.org)

Email: [ssdctumkur@gmail.com](mailto:ssdctumkur@gmail.com)

---

**Please Circle the answer which most closely corresponds to your views about each statement**

**Department:** Department of Orthodontics

**Title:** Face bow transfer and Hands on

6. Institution conducting programmes to enhance the competency of faculty and students

Strongly agree     Agree     Disagree     Strongly Disagree

7. Applicability / relevance and learning values in terms of skills, concept and knowledge of the program

Strongly agree     Agree     Disagree     Strongly Disagree

8. How periodically you need these programmes to be conducted

Monthly     Quarterly     Half yearly     Yearly

9. These programmes are helping you to update recent trends

Strongly agree     Agree     Disagree     Strongly Disagree

10. Overall how would you like to rate the programme;

Poor     Average     Good     Very good     Excellent

**Suggestions (if any):**

*No Suggestions*

**Thank you for your valuable feedback....**

# SRI SIDDHARTHA DENTAL COLLEGE AND HOSPITAL

AGALAKOTE, B.H.ROAD, TUMKUR-572107, KARNATAKA.

Recognized by Dental Council of India, NEW DELHI

A Constituent College of Sri Siddhartha Academy of Higher Education (Deemed-to-be-university) Accredited 'A' Grade by NAAC

Phone No: / Fax No: 0816-2275536

Web: [www.ssdctumkur.org](http://www.ssdctumkur.org)

Email: [ssdctumkur@gmail.com](mailto:ssdctumkur@gmail.com)

## Sri Siddhartha Dental College and Hospital, Tumkur DEPARTMENT OF PUBLIC HEALTH DENTISTRY Enrichment Programme- 2020-21

1	26/12/2020	Defluoridation	Oct 2021 and Jan 2021 Exam Batch
---	------------	----------------	----------------------------------

**Resource persons:** Dr. Bharatesh, Dr. Mythri & Dr. Darshana


**Resource persons:** Dr. Bharatesh, Dr. Mythri & Dr. Darshana

**Detail:** Final year Students were divided into three groups 7-8 members. Each group was given discussion on defluoridation. Demonstration of Nalgonda technique of defluoridation was given to each group. 31 students were benefitted with this.





**Incharge staff**  
[Dr. Darshana B]



**Head of the Department**  
[Dr. Bharatesh JV]  
PROF., & H.O.D.  
Dept., Of Community Dentistry  
Sri Siddhartha Dental College  
Agalakote, B.H. Road, Tumkur- 572107



**PRINCIPAL**  
SSDC  
Principal  
Sri Siddhartha Dental College  
Agalakote, B.H.Road, Tumkur-572107

# SRI SIDDHARTHA DENTAL COLLEGE AND HOSPITAL

AGALAKOTE, B.H.ROAD, TUMKUR-572107, KARNATAKA.

Recognized by Dental Council of India, NEW DELHI

A Constituent College of Sri Siddhartha Academy of Higher Education (Deemed-to-be-university) Accredited 'A' Grade by NAAC

Phone No: / Fax No: 0816-2275536

Web: [www.ssdtumkur.org](http://www.ssdtumkur.org)

Email: [ssdtumkur@gmail.com](mailto:ssdtumkur@gmail.com)

## SRI SIDDHARTHA DENTAL COLLEGE AND HOSPITAL, TUMKUR

### FEEDBACK FORM- ENRICHMENT COURSE/PBL / VALUE ADDED PROGRAM

Rating values:

a) Poor =1   b) Average=2   c) Good=3   d) Very good =4   e) Excellent=5

Please Circle the answer which most closely corresponds to your views about each statement

Department: PUBLIC HEALTH DENTISTRY

3. Topic: *De-familiarization*

4. How well this enrichment course helped to in terms of following statements

Sl. No.	Courses	EXCELLENT	VERY GOOD	GOOD	AVERAGE	POOR
6.	Learning value (in terms of skills, concepts, knowledge, analytical abilities, broadening perspectives)	<input checked="" type="checkbox"/>	<input type="checkbox"/>	<input type="checkbox"/>	<input type="checkbox"/>	<input type="checkbox"/>
7.	Applicability or relevance to real life situations	<input type="checkbox"/>	<input checked="" type="checkbox"/>	<input type="checkbox"/>	<input type="checkbox"/>	<input type="checkbox"/>
8.	Depth and pace of the course content	<input checked="" type="checkbox"/>	<input type="checkbox"/>	<input type="checkbox"/>	<input type="checkbox"/>	<input type="checkbox"/>
9.	Teaching method used	<input type="checkbox"/>	<input type="checkbox"/>	<input checked="" type="checkbox"/>	<input type="checkbox"/>	<input type="checkbox"/>
10.	Overall rating of the enrichment/PBL course	<input type="checkbox"/>	<input type="checkbox"/>	<input checked="" type="checkbox"/>	<input type="checkbox"/>	<input type="checkbox"/>

Any suggestions:

Thank you for your valuable feedback...

# SRI SIDDHARTHA DENTAL COLLEGE AND HOSPITAL

AGALAKOTE, B.H.ROAD, TUMKUR-572107, KARNATAKA.

Recognized by Dental Council of India, NEW DELHI

A Constituent College of Sri Siddhartha Academy of Higher Education (Deemed-to-be-university) Accredited 'A' Grade by NAAC

Phone No: / Fax No: 0816-2275536

Web: [www.ssdtumkur.org](http://www.ssdtumkur.org)

Email: [ssdtumkur@gmail.com](mailto:ssdtumkur@gmail.com)

## SRI SIDDHARTHA DENTAL COLLEGE AND HOSPITAL, TUMKUR DEPARTMENT OF PUBLIC HEALTH DENTISTRY ATTENDANCE SHEET

Sl. No.	Reg. No.	Name of the student
1	17SD1001	ARYA KRISHNAN D
2	17SD1002	BAREWAR AAYUSHI BUDHRAM
3	17SD1003	GAIKWAD BHUSHAN ANKUSH
4	17SD1004	HARSHITHA D
5	17SD1005	IFFAT SHARIF
6	17SD1006	MEGHANA SATISH
7	17SD1007	SANGAMITHRA N
8	17SD1008	R MEGHANA
9	17SD1009	HARISANKAR
10	17SD1010	SHREYA H S
11	17SD1011	SRUTHI G
12	17SD1012	HARSHITHA M R
13	17SD1013	S SUSHMA
14	17SD1014	ANUSHA R
15	17SD1015	KURUBA HIMAVARDHINI
16	17SD1016	SNEHA C
17	17SD1017	HARIPRIYA LAISHRAM
18	17SD1018	VEERABOYINA JASWANTHI
19	17SD1019	ALEX DAS Y
20	17SD1020	NIRMALYA GHOSAL
21	17SD1021	AKSHAYA S

# SRI SIDDHARTHA DENTAL COLLEGE AND HOSPITAL

AGALAKOTE, B.H.ROAD, TUMKUR-572107, KARNATAKA.

Recognized by Dental Council of India, NEW DELHI


A Constituent College of Sri Siddhartha Academy of Higher Education (Deemed-to-be-university) Accredited 'A' Grade by NAAC

Phone No: / Fax No: 0816-2275536

Web: [www.ssdetumkur.org](http://www.ssdetumkur.org)

Email: [ssdetumkur@gmail.com](mailto:ssdetumkur@gmail.com)

22	17SD1022	AKSHILY MARIA
23	17SD1023	TORIYA M SHAJI
24	17SD1024	SAHANA K
25	17SD1025	GOPAVARAM HARSHA PRIYA
26	17SD1026	SAYED ASIF HUSSAIN
27	17SD1027	NEHA MOHAN
28	17SD1028	SNEHA KUMARI
29	17SD1029	C R DHIRAJ
30	17SD1030	T NIKITHA

  
Head of the Department  
[Dr. Bharatesh JV]

PROF., & H.O.D.  
Dept. Of Community Dentistry  
Sri Siddhartha Dental College  
Agalakote, B.H. Road, Tumkur - 572107

  
PRINCIPAL  
SSDC

Principal  
Sri Siddhartha Dental College  
Agalakote, B.H.Road, Tumkur-572107

# SRI SIDDHARTHA DENTAL COLLEGE AND HOSPITAL

AGALAKOTE, B.H.ROAD, TUMKUR-572107, KARNATAKA.

Recognized by Dental Council of India, NEW DELHI

A Constituent College of Sri Siddhartha Academy of Higher Education (Deemed-to-be-university) Accredited 'A' Grade by NAAC

Phone No: / Fax No: 0816-2275536

Web: [www.ssdctumkur.org](http://www.ssdctumkur.org)

Email: [ssdctumkur@gmail.com](mailto:ssdctumkur@gmail.com)

## Department of Oral and MaxilloFacial Surgery Enrichment programme

**Title: Dental Implants**

**Date: 17/11/20**

### Objective:

1. To provide the participants basic knowledge on the use of implants
2. To train and educate the participants on the knowledge of implants.

### Significance:

Implants help to maintain and strengthen bone structure and provide the ability to chew healthy food and give patients the confidence to smile. They also protect existing teeth by helping to preserve crown structure.

### Course Content:

1. Introduction to implants.
2. Types of implants
3. Armamentarium
4. Techniques of implant placement
5. Live demonstration of implant surgery on model.

### Method of Content Delivery:

1. One – hour lecture class using power point was conducted about implant
2. Followed by live demonstration.

### Teaching Aid:

1. Power point presentation for lecture class
2. Model.

### Audience:

Interns and postgraduates who were willing to participate were included.

### Resource person:

Dr. Marimallappa T R, Reader of Department of Oral and MaxilloFacial Surgery gave lecture and demonstration on model.


### Description:


All the interns and post graduates were encouraged to read about the topic, One hour lecture class was given by the resource person.

Interns were encouraged to participate the class and clear doubts.

A live demonstration was given by the resource person on Implant and later hands-on was given to all the participants.

**Conclusions:** It was aimed at a small group of students to make them well adapted to Dental Implant.

  
**PROF., & H.O.D.**  
Dept., Of Oral Surgery  
Sri Siddhartha Dental College  
Agalakote, B.H. Road, Tumkur - 572107

  
Chairperson, IOAC,  
Sri Siddhartha Dental College  
TUMKUR.

# SRI SIDDHARTHA DENTAL COLLEGE AND HOSPITAL

AGALAKOTE, B.H.ROAD, TUMKUR-572107, KARNATAKA.

Recognized by Dental Council of India, NEW DELHI

A Constituent College of Sri Siddhartha Academy of Higher Education (Deemed-to-be-university) Accredited 'A' Grade by NAAC

Phone No: / Fax No: 0816-2275536

Web: [www.ssdctumkur.org](http://www.ssdctumkur.org)

Email: [ssdctumkur@gmail.com](mailto:ssdctumkur@gmail.com)

## Department of Oral and MaxilloFacial Surgery Enrichment programme



**PROF., & H.O.D.**  
Dept., Of Oral Surgery  
Sri Siddhartha Dental College  
Agalakote, B.H Road, Tumkur - 572107

Chairperson, IOAC,  
Sri Siddhartha Dental College  
TUMKUR.

# SRI SIDDHARTHA DENTAL COLLEGE AND HOSPITAL

AGALAKOTE, B.H.ROAD, TUMKUR-572107, KARNATAKA.

Recognized by Dental Council of India, NEW DELHI

A Constituent College of Sri Siddhartha Academy of Higher Education (Deemed-to-be-university) Accredited 'A' Grade by NAAC

Phone No: / Fax No: 0816-2275536

Web: [www.ssdcumkur.org](http://www.ssdcumkur.org)

Email: [ssdcumkur@gmail.com](mailto:ssdcumkur@gmail.com)

## FEEDBACK FORM- ENRICHMENT COURSE / PBL / VALUE ADDED PROGRAM

Rating values:

a) Poor =1 b) Average=2 c) Good=3 d) Very good =4 e) Excellent=5

Please Circle the answer which most closely corresponds to your views about each statement

1. Department:

2. Topic:

3. How well this enrichment course helped to in terms of following statements

Sl. No.	Courses	EXCELLENT	VERY GOOD	GOOD	AVERAGE	POOR
1.	Learning value (in terms of skills, concepts, knowledge, analytical abilities, broadening perspectives)					
2.	Applicability or relevance to real life situations					
3.	Depth and pace of the course content					
4.	Teaching method used					
5.	Overall rating of the enrichment/PBL course					

Any suggestions:

Thank you for your valuable feedback...

# SRI SIDDHARTHA DENTAL COLLEGE AND HOSPITAL

AGALAKOTE, B.H.ROAD, TUMKUR-572107, KARNATAKA.

Recognized by Dental Council of India, NEW DELHI

A Constituent College of Sri Siddhartha Academy of Higher Education (Deemed-to-be-university) Accredited 'A' Grade by NAAC

Phone No: / Fax No: 0816-2275536

Web: [www.ssdctumkur.org](http://www.ssdctumkur.org)

Email: [ssdctumkur@gmail.com](mailto:ssdctumkur@gmail.com)

## Department of Oral and MaxilloFacial Surgery Enrichment programme

**Title:** Medical emergency in Dental office

**Date:** 04/03/20

### Objective:

1. To provide the participants a basic knowledge about the medical emergency
2. To train and educate the participants on the knowledge of medical emergency and its management.

### Significance:

Medical emergency is an acute injury or illness that poses and immediate risk to persons life a long term helps sometimes referred to as a situation risking "life or limb". These emergencies may require assistants from another person who should ideally be suitably qualified to do so. Hence management of Medical emergency in dental office is a must.

### Course Content:

1. Introduction to Medical Emergency
2. Live Demonstration of BLS

### Method of Content Delivery:

1. One – hour lecture class using power point was conducted to discuss about medical emergency.
2. Followed by live demonstration on BLS.

### Teaching Aid:

1. Power point presentation for lecture class
2. Role play.

### Audience:

Under graduates and Post Graduates who were willing to participate were included.

### Resource person:

Dr. Dr. Supriyo Pal, Senior Lecturer of Department of Oral and MaxilloFacial Surgery gave lecture and demonstration on model.


### Description:


All the interns and post graduates were encouraged to read about the topic, One hour lecture class was given by the resource person.

Interns were encouraged to participate the class and clear doubts.

A live demonstration was given by the resource person on BLS and later hands-on was given to all the participants.

**Conclusions:** It was aimed at a small group of students to make them well adapted to medical emergency.

  
**PROF., & H.O.D.**  
Dept., Of Oral Surgery  
Sri Siddhartha Dental College  
Agalakote, B.H. Road, Tumkur - 572107

  
Chairperson, IQAC,  
Sri Siddhartha Dental College,  
TUMKUR.

# SRI SIDDHARTHA DENTAL COLLEGE AND HOSPITAL

AGALAKOTE, B.H.ROAD, TUMKUR-572107, KARNATAKA.

Recognized by Dental Council of India, NEW DELHI


A Constituent College of Sri Siddhartha Academy of Higher Education (Deemed-to-be-university) Accredited 'A' Grade by NAAC

Phone No: / Fax No: 0816-2275536

Web: [www.ssdctumkur.org](http://www.ssdctumkur.org)

Email: [ssdctumkur@gmail.com](mailto:ssdctumkur@gmail.com)

## Department of Oral and MaxilloFacial Surgery Enrichment programme



A handwritten signature in blue ink, appearing to be 'A. M. N.'.

PROF., & H.O.D.  
Dept., Of Oral Surgery  
Sri Siddhartha Dental College  
Agalakote, B.H Road, Tumkur - 572107

A handwritten signature in blue ink, appearing to be 'K. A. Deshpande'.

Chairperson, IOAC,  
Sri Siddhartha Dental College  
TUMKUR.

# SRI SIDDHARTHA DENTAL COLLEGE AND HOSPITAL

AGALAKOTE, B.H.ROAD, TUMKUR-572107, KARNATAKA.

Recognized by Dental Council of India, NEW DELHI

A Constituent College of Sri Siddhartha Academy of Higher Education (Deemed-to-be-university) Accredited 'A' Grade by NAAC

Phone No: / Fax No: 0816-2275536

Web: [www.ssdtumkur.org](http://www.ssdtumkur.org)

Email: [ssdtumkur@gmail.com](mailto:ssdtumkur@gmail.com)

## FEEDBACK FORM- ENRICHMENT COURSE / PBL / VALUE ADDED PROGRAM

**Rating values:**

a) Poor =1   b) Average=2   c) Good=3   d) Very good =4   e) Excellent=5

**Please Circle the answer which most closely corresponds to your views about each statement**

**1. Department:**

**2. Topic:**

**3. How well this enrichment course helped to in terms of following statements**

Sl. No.	Courses	EXCELLENT	VERY GOOD	GOOD	AVERAGE	POOR
1.	Learning value (in terms of skills, concepts, knowledge, analytical abilities, broadening perspectives)					
2.	Applicability or relevance to real life situations					
3.	Depth and pace of the course content					
4.	Teaching method used					
5.	Overall rating of the enrichment/PBL course					

**Any suggestions:**

**Thank you for your valuable feedback...**

# SRI SIDDHARTHA DENTAL COLLEGE AND HOSPITAL

AGALAKOTE, B.H.ROAD, TUMKUR-572107, KARNATAKA.

Recognized by Dental Council of India, NEW DELHI

A Constituent College of Sri Siddhartha Academy of Higher Education (Deemed-to-be-university) Accredited 'A' Grade by NAAC

Phone No: / Fax No: 0816-2275536

Web: [www.ssdctumkur.org](http://www.ssdctumkur.org)

Email: [ssdctumkur@gmail.com](mailto:ssdctumkur@gmail.com)

## Department of Oral and MaxilloFacial Surgery Enrichment programme

**Title:** Laser Surgery

**Date:** 19/07/19

### Objective:

1. To provide the participants basic knowledge on the use of Laser
2. To train and educate the participants on the knowledge of Laser in Oral surgery.

### Significance:

Conventional surgical methods are the backbone of oral surgery. With time, the advancements

like Cautery, LASER, Cryosurgery and many more in this field have been fruitful for the management of surgical procedures.

### Course Content:

1. Introduction to Laser.
2. Types of laser
3. Armamentarium
4. Techniques and applications of Laser in Oral surgery
5. Live demonstration of Laser on patient.

### Method of Content Delivery:

1. One – hour lecture class using power point was conducted about implant
2. Followed by live demonstration.

### Teaching Aid:

1. Power point presentation for lecture class
2. Lasers on patients

### Audience:

Interns and postgraduates who were willing to participate were included.

### Resource person:

Dr. Ashok Kumar K R, Professor & HOD, Department of Oral and MaxilloFacial Surgery gave lecture and demonstration on patient.


### Description:


All the interns and post graduates were encouraged to read about the topic, one hour lecture class was given by the resource person.

Interns were encouraged to participate the class and clear doubts.

A live demonstration was given by the resource person on lasers and later hands-on was given to all the participants.

**Conclusions:** It was aimed at a small group of students to make them well adapted to Dental Lasers.

  
**PROF., & H.O.D.**  
Dept., Of Oral Surgery  
Sri Siddhartha Dental College  
Agalakote, B.H. Road, Tumkur - 572107

  
Chairperson, IOAC,  
Sri Siddhartha Dental College  
TUMKUR

# SRI SIDDHARTHA DENTAL COLLEGE AND HOSPITAL

AGALAKOTE, B.H.ROAD, TUMKUR-572107, KARNATAKA.

Recognized by Dental Council of India, NEW DELHI

A Constituent College of Sri Siddhartha Academy of Higher Education (Deemed-to-be-university) Accredited 'A' Grade by NAAC

Phone No: / Fax No: 0816-2275536

Web: [www.ssdctumkur.org](http://www.ssdctumkur.org)

Email: [ssdctumkur@gmail.com](mailto:ssdctumkur@gmail.com)

## FEEDBACK FORM- ENRICHMENT COURSE / PBL / VALUE ADDED PROGRAM

**Rating values:**

a) Poor =1   b) Average=2   c) Good=3   d) Very good =4   e) Excellent=5

**Please Circle the answer which most closely corresponds to your views about each statement**

1. **Department:**

2. **Topic:**

3. **How well this enrichment course helped to in terms of following statements**

Sl. No.	Courses	EXCELLENT	VERY GOOD	GOOD	AVERAGE	POOR
1.	Learning value (in terms of skills, concepts, knowledge, analytical abilities, broadening perspectives)					
2.	Applicability or relevance to real life situations					
3.	Depth and pace of the course content					
4.	Teaching method used					
5.	Overall rating of the enrichment/PBL course					

**Any suggestions:**

**Thank you for your valuable feedback...**

# SRI SIDDHARTHA DENTAL COLLEGE AND HOSPITAL

AGALAKOTE, B.H. ROAD, TUMKUR-572107, KARNATAKA.

Recognized by Dental Council of India, NEW DELHI

A Constituent College of Sri Siddhartha Academy of Higher Education (Deemed-to-be-university) Accredited 'A' Grade by NAAC

Phone No: / Fax No: 0816-2275536

Web: [www.ssdctumkur.org](http://www.ssdctumkur.org)

Email: [ssdctumkur@gmail.com](mailto:ssdctumkur@gmail.com)

Date: 01/12/2020

## CIRCULAR

A problem based learning is being conducted on 17/12/20 at SSDC, Tumkur by the department of Prosthodontics on the topic of **'Role of articulators in Complete dentures'**.

All the staff, PG students and Interns are requested to register for the above said course.



HOD

Dept of Prosthodontics

PROF. & H.O.D  
Department of Prosthodontics  
Crown and Bridge  
SRI SIDDHARTHA DENTAL COLLEGE  
AGALAKOTE, B. H. ROAD, TUMKUR-572107



Principal/IQAC Chairperson

SSDC

Chairperson, IQAC,  
Sri Siddhartha Dental College,  
TUMKUR.

# SRI SIDDHARTHA DENTAL COLLEGE AND HOSPITAL

AGALAKOTE, B.H.ROAD, TUMKUR-572107, KARNATAKA.

Recognized by Dental Council of India, NEW DELHI

A Constituent College of Sri Siddhartha Academy of Higher Education (Deemed-to-be-university) Accredited 'A' Grade by NAAC

Phone No: / Fax No: 0816-2275536

Web: [www.ssdctumkur.org](http://www.ssdctumkur.org)

Email: [ssdctumkur@gmail.com](mailto:ssdctumkur@gmail.com)

---


## DEPARTMENT OF PROSTHODONTICS INCLUDING CROWN AND BRIDGE

REPORT OF PROBLEM BASED LEARNING PROGRAMME

RESOURCE PERSON: DR.KALAVATHI.S.D

Date: 17/12/2020

The Department of Prosthodontics, Sri Siddhartha Dental College, Tumkur under the guidance of Academy of continuing education programme, had organized a problem based learning program on " Role of articulators in complete dentures "on 17/12/2020.



A total of 6 postgraduates had registered for the programme. All the students attended the program.

  
HOD

Dept. of Prosthodontics

**PROF. & H.O.D**  
Department of Prosthodontics  
Crown and Bridge  
SRI SIDDHARTHA DENTAL COLLEGE  
AGALAKOTE, B.H. ROAD, TUMKUR-572107

  
Principal/IQAC chairperson

SSDC  
Chairperson, IQAC,  
Sri Siddhartha Dental College,  
TUMKUR.

# SRI SIDDHARTHA DENTAL COLLEGE AND HOSPITAL

AGALAKOTE, B.H.ROAD, TUMKUR-572107, KARNATAKA.

Recognized by Dental Council of India, NEW DELHI

A Constituent College of Sri Siddhartha Academy of Higher Education (Deemed-to-be-university) Accredited 'A' Grade by NAAC

Phone No: / Fax No: 0816-2275536

Web: [www.ssdctumkur.org](http://www.ssdctumkur.org)

Email: [ssdctumkur@gmail.com](mailto:ssdctumkur@gmail.com)

## Problem based learning Department of Prosthodontics

**Topic: Role of articulators in complete dentures**

**Date:17/12/2020**

### Attendance Sheet

Sl no	Name of the participant	Reg. No
1	Ajay	18SET801
2	Arun	18SET802
3	Ayushi Jain	19SET801
4	Ravi teja	19SET801
5	Avijit Prasad	20SET801
6	Pratyasha Nanda	20SET802



INCHARGE STAFF



HEAD OF THE DEPARTMENT

PROF. & H.O.D  
Department of Prosthodontics  
Crown and Bridge  
SRI SIDDHARTHA DENTAL COLLEGE  
AGALAKOTE, B. H. ROAD, TUMKUR-572107

# SRI SIDDHARTHA DENTAL COLLEGE AND HOSPITAL

AGALAKOTE, B.H.ROAD, TUMKUR-572107, KARNATAKA.

Recognized by Dental Council of India, NEW DELHI

A Constituent College of Sri Siddhartha Academy of Higher Education (Deemed-to-be-university) Accredited 'A' Grade by NAAC

Phone No: / Fax No: 0816-2275536

Web: [www.ssdctumkur.org](http://www.ssdctumkur.org)

Email: [ssdctumkur@gmail.com](mailto:ssdctumkur@gmail.com)

## FEEDBACK FORM- ENRICHMENT COURSE / PBL / VALUE ADDED PROGRAM

**Rating values:**

a) Poor =1   b) Average=2   c) Good=3   d) Very good =4   e) Excellent=5

**Please Circle the answer which most closely corresponds to your views about each statement**

- 1. Department: Department of prosthodontics**
- 2. Topic: Role of articulators in complete denture**
- 3. How well this enrichment course helped to in terms of following statements**

Sl. No.	Courses	EXCELLENT	VERY GOOD	GOOD	AVERAGE	POOR
1.	Learning value (in terms of skills, concepts, knowledge, analytical abilities, broadening perspectives)		✓			
2.	Applicability or relevance to real life situations		✓			
3.	Depth and pace of the course content			✓		
4.	Teaching method used		✓			
5.	Overall rating of the enrichment/PBL course	✓				

**Any suggestions:**

**Thank you for your valuable feedback...**

# SRI SIDDHARTHA DENTAL COLLEGE AND HOSPITAL

AGALAKOTE, B.H. ROAD, TUMKUR-572107, KARNATAKA.

Recognized by Dental Council of India, NEW DELHI

A Constituent College of Sri Siddhartha Academy of Higher Education (Deemed-to-be-university) Accredited 'A' Grade by NAAC

Phone No: / Fax No: 0816-2275536

Web: [www.ssdctumkur.org](http://www.ssdctumkur.org)

Email: [ssdctumkur@gmail.com](mailto:ssdctumkur@gmail.com)

---

Date: 06/03/2020

## CIRCULAR

A problem based learning is being conducted on 19/03/20 at SSDC, Tumkur by the department of Prosthodontics on the topic of '**Neutral zone technique for edentulous situation**'. All the staff, PG students and Interns are requested to register for the above said course.



HOD

Dept of Prosthodontics

**PROF. & H.O.D**  
Department of Prosthodontics  
Crown and Bridge  
SRI SIDDHARTHA DENTAL COLLEGE  
AGALAKOTE, B. H. ROAD, TUMKUR-572107



Principal/IQAC Chairperson

SSDC  
Chairperson, IQAC,  
Sri Siddhartha Dental College,  
TUMKUR.

# SRI SIDDHARTHA DENTAL COLLEGE AND HOSPITAL

AGALAKOTE, B.H.ROAD, TUMKUR-572107, KARNATAKA.

Recognized by Dental Council of India, NEW DELHI

A Constituent College of Sri Siddhartha Academy of Higher Education (Deemed-to-be-university) Accredited 'A' Grade by NAAC

Phone No: / Fax No: 0816-2275536

Web: [www.ssdtumkur.org](http://www.ssdtumkur.org)

Email: [ssdtumkur@gmail.com](mailto:ssdtumkur@gmail.com)

## DEPARTMENT OF PROSTHODONTICS INCLUDING CROWN AND BRIDGE

REPORT OF PROBLEM BASED LEARNING PROGRAMME

RESOURCE PERSON: DR.RAGHAVENDRA PRASAD. S

Date: 19/03/2020

The Department of Prosthodontics, Sri Siddhartha Dental College, Tumkur under the guidance of Academy of continuing education programme, had organized a problem based learning program on " Neutral zone technique for edentulous situations "on 19/03/2020.



A total of 6 postgraduates had registered for the programme. All the students attended the program.



HOD

Dept. of Prosthodontics

**PROF. & H.O.D**  
Department of Prosthodontics  
Crown and Bridge  
SRI SIDDHARTHA DENTAL COLLEGE  
AGALAKOTE, B. H. ROAD, Tumkur-572107



Principal/IQAC chairperson

SSDC  
Chairperson, IQAC,  
Sri Siddhartha Dental College,  
TUMKUR.

# SRI SIDDHARTHA DENTAL COLLEGE AND HOSPITAL

AGALAKOTE, B.H.ROAD, TUMKUR-572107, KARNATAKA.

Recognized by Dental Council of India, NEW DELHI

A Constituent College of Sri Siddhartha Academy of Higher Education (Deemed-to-be-university) Accredited 'A' Grade by NAAC

Phone No: / Fax No: 0816-2275536

Web: [www.ssdtumkur.org](http://www.ssdtumkur.org)

Email: [ssdtumkur@gmail.com](mailto:ssdtumkur@gmail.com)

## Problem based learning Department of Prosthodontics

**Topic: Neutral zone technique for edentulous situations**  
**Date:19/03/2020**

### Attendance Sheet

Sl no	Name of the participant	Reg. No
1	Ajay	18SET801
2	Arun	18SET802
3	Ayushi Jain	19SET801
4	Ravi teja	19SET801
5	Avijit Prasad	20SET801
6	Pratyasha Nanda	20SET802



INCHARGE STAFF



HEAD OF THE DEPARTMENT

PROF. & H.O.D  
Department of Prosthodontics  
Crown and Bridge  
SRI SIDDHARTHA DENTAL COLLEGE  
AGALAKOTE, B.H.ROAD, TUMKUR-572107

# SRI SIDDHARTHA DENTAL COLLEGE AND HOSPITAL

AGALAKOTE, B.H.ROAD, TUMKUR-572107, KARNATAKA.

Recognized by Dental Council of India, NEW DELHI

A Constituent College of Sri Siddhartha Academy of Higher Education (Deemed-to-be-university) Accredited 'A' Grade by NAAC

Phone No: / Fax No: 0816-2275536

Web: [www.ssdtumkur.org](http://www.ssdtumkur.org)

Email: [ssdtumkur@gmail.com](mailto:ssdtumkur@gmail.com)

## FEEDBACK FORM- ENRICHMENT COURSE / PBL / VALUE ADDED PROGRAM

Rating values:

a) Poor =1 b) Average=2 c) Good=3 d) Very good =4 e) Excellent=5

Please Circle the answer which most closely corresponds to your views about each statement

1. Department: Department of prosthodontics
2. Topic: Neutral Zone technique for edentulous situation
3. How well this enrichment course helped to in terms of following statements

Sl. No.	Courses	EXCELLENT	VERY GOOD	GOOD	AVERAGE	POOR
1.	Learning value (in terms of skills, concepts, knowledge, analytical abilities, broadening perspectives)	✓				
2.	Applicability or relevance to real life situations	✓				
3.	Depth and pace of the course content		✓			
4.	Teaching method used		✓			
5.	Overall rating of the enrichment/PBL course	✓				

Any suggestions:

Thank you for your valuable feedback...

# SRI SIDDHARTHA DENTAL COLLEGE AND HOSPITAL

AGALAKOTE, B.H. ROAD, TUMKUR-572107, KARNATAKA.

Recognized by Dental Council of India, NEW DELHI

A Constituent College of Sri Siddhartha Academy of Higher Education (Deemed-to-be-university) Accredited 'A' Grade by NAAC

Phone No: / Fax No: 0816-2275536

Web: [www.ssdtumkur.org](http://www.ssdtumkur.org)

Email: [ssdtumkur@gmail.com](mailto:ssdtumkur@gmail.com)

Date: 20/05/2020

## CIRCULAR

A problem based learning is being conducted on 01/06/20 at SSDC, Tumkur by the department of Prosthodontics on the topic of '**Prosthetic rehabilitation of Hemi-mandibulectomy**'. All the staff, PG students and Interns are requested to register for the above said course.



HOD

Dept of Prosthodontics

PROF. & H.O.D  
Department of Prosthodontics  
Chairman and In-charge  
SRI SIDDHARTHA DENTAL COLLEGE  
AGALAKOTE, B. H. ROAD, TUMKUR-572107



Principal/IQAC Chairperson

SSDC

Chairperson, IQAC,  
Sri Siddhartha Dental College,  
TUMKUR.

# SRI SIDDHARTHA DENTAL COLLEGE AND HOSPITAL

AGALAKOTE, B.H.ROAD, TUMKUR-572107, KARNATAKA.

Recognized by Dental Council of India, NEW DELHI

A Constituent College of Sri Siddhartha Academy of Higher Education (Deemed-to-be-university) Accredited 'A' Grade by NAAC

Phone No: / Fax No: 0816-2275536

Web: [www.ssdctumkur.org](http://www.ssdctumkur.org)

Email: [ssdctumkur@gmail.com](mailto:ssdctumkur@gmail.com)

## DEPARTMENT OF PROSTHODONTICS INCLUDING CROWN AND BRIDGE

REPORT OF PROBLEM BASED LEARNING PROGRAMME

RESOURCE PERSON: Dr. NAVEEN.B.H

Date: 01/06/2020

The Department of Prosthodontics, Sri Siddhartha Dental College, Tumkur under the guidance of Academy of continuing education programme, had organized a problem based learning program on "Prosthetic rehabilitation of hemi-mandiblectomy" on 01/06/2020.



A total of 6 postgraduates had registered for the programme. All the students attended the program.



HOD

Dept. of Prosthodontics

PROF. & HOD  
Department of Prosthodontics  
Crown and Bridge  
SRI SIDDHARTHA DENTAL COLLEGE  
AGALAKOTE, B. H. ROAD, TUMKUR-572107



Principal/IQAC chairperson

SSDC  
Chairperson, IQAC,  
Sri Siddhartha Dental College,  
TUMKUR.

# SRI SIDDHARTHA DENTAL COLLEGE AND HOSPITAL

AGALAKOTE, B.H.ROAD, TUMKUR-572107, KARNATAKA.

Recognized by Dental Council of India, NEW DELHI

A Constituent College of Sri Siddhartha Academy of Higher Education (Deemed-to-be-university) Accredited 'A' Grade by NAAC

Phone No: / Fax No: 0816-2275536

Web: [www.ssdctumkur.org](http://www.ssdctumkur.org)

Email: [ssdctumkur@gmail.com](mailto:ssdctumkur@gmail.com)

## Problem based learning Department of Prosthodontics

**Topic: Prosthetic rehabilitation of hemi-mandiblectomy**

**Date:01/06/2020**

### Attendance Sheet

Sl no	Name of the participant	Reg. No
1	Ajay	18SET801
2	Arun	18SET802
3	Ayushi	19SET801
4	Ravi teja	19SET802



INCHARGE STAFF



HEAD OF THE DEPARTMENT

PROF. & H.O.D  
Department of Prosthodontics  
Crown and Bridge  
SRI SIDDHARTHA DENTAL COLLEGE  
AGALAKOTE, B. H. ROAD, TUMKUR-572107

# SRI SIDDHARTHA DENTAL COLLEGE AND HOSPITAL

AGALAKOTE, B.H.ROAD, TUMKUR-572107, KARNATAKA.

Recognized by Dental Council of India, NEW DELHI

A Constituent College of Sri Siddhartha Academy of Higher Education (Deemed-to-be-university) Accredited 'A' Grade by NAAC

Phone No: / Fax No: 0816-2275536

Web: [www.ssdctumkur.org](http://www.ssdctumkur.org)

Email: [ssdctumkur@gmail.com](mailto:ssdctumkur@gmail.com)

## FEEDBACK FORM- ENRICHMENT COURSE / PBL / VALUE ADDED PROGRAM

Rating values:

a) Poor =1   b) Average=2   c) Good=3   d) Very good =4   e) Excellent=5

Please Circle the answer which most closely corresponds to your views about each statement

1. Department: Department of prosthodontics
2. Topic: Prosthetic Rehabilitation of Hemi-mandiblectomy.
3. How well this enrichment course helped to in terms of following statements

Sl. No.	Courses	EXCELLENT	VERY GOOD	GOOD	AVERAGE	POOR
1.	Learning value (in terms of skills, concepts, knowledge, analytical abilities, broadening perspectives)	✓				
2.	Applicability or relevance to real life situations		✓			
3.	Depth and pace of the course content		✓			
4.	Teaching method used		✓			
5.	Overall rating of the enrichment/PBL course	✓				

Any suggestions:

Thank you for your valuable feedback...

# **SRI SIDDHARTHA DENTAL COLLEGE AND HOSPITAL**

**AGALAKOTE, B.H.ROAD, TUMKUR-572107, KARNATAKA.**

Recognized by Dental Council of India, NEW DELHI

A Constituent College of Sri Siddhartha Academy of Higher Education (Deemed-to-be-university) Accredited 'A' Grade by NAAC

Phone No: / Fax No: 0816-2275536

Web: [www.ssdctumkur.org](http://www.ssdctumkur.org)

Email: [ssdctumkur@gmail.com](mailto:ssdctumkur@gmail.com)

---

## **DEPARTMENT OF ORAL PATHOLOGY & MICROBIOLOGY**

### **ENRICHMENT COURSE**

Date : 15/12/2021

**TITLE : STORY TOLD BY SHEDDING CELLS.**

#### **OBJECTIVES:**

- To learn to prepare exfoliative cytology smears.
- To learn the procedure of Papanicolaou staining.
- Study smear under microscope.
- Different applications of exfoliative cytology

#### **SIGNIFICANCE:**

Learning about exfoliative cytology will be of help in clinical practice in preparing smears for diagnosis of certain lesions. It will help the clinicians to understand application of exfoliative cytology.

#### **CONTENT:**

##### **Introduction:**

Exfoliative cytology is the study of superficial cells which have been exfoliated or shed from mucous membrane, renal tubule etc. and also includes the study of those cells which have been scraped or pulled off such surfaces.

It has been known for more than 100 years that cells removed from tumors can provide a clue to diagnosis (Beale 1860, Gates et.al 1947). However it was not until Papanicolaou (1954) and Papanicolaou and Traut (1943) and others (Ayre 1951, Beale 1960) had explored the diagnostic potential of cytology that this technique was recognized and extensively applied to the detection of cancer.

##### **Basis for exfoliative cytology.**

Normal squamous epithelium undergoes continual exfoliation of its superficial cells as a part of physiologic turnover. The cells of deeper layers are strongly adherent to each other under normal conditions. However, when epithelium becomes the site of malignant disease or of some benign condition, the cells may lose their cohesiveness so that the deeper cells may be exfoliated along with superficial cells (Cahn 1965). Cells collected from a malignant lesion exhibit certain alterations that have come to be recognized as indicative of malignancy.

To help learn the basic aspects of exfoliative cytology and use in clinical practice for diagnosis of certain lesions the enrichment course includes the following information. This helps the clinicians to understand application of exfoliative cytology.

# SRI SIDDHARTHA DENTAL COLLEGE AND HOSPITAL

AGALAKOTE, B.H.ROAD, TUMKUR-572107, KARNATAKA.

Recognized by Dental Council of India, NEW DELHI

A Constituent College of Sri Siddhartha Academy of Higher Education (Deemed-to-be-university) Accredited 'A' Grade by NAAC

Phone No: / Fax No: 0816-2275536

Web: [www.ssdctumkur.org](http://www.ssdctumkur.org)

Email: [ssdctumkur@gmail.com](mailto:ssdctumkur@gmail.com)

---

## **Content:**

14. Indications
15. Contra indications
16. Merits
17. Demerits
18. Technique for obtaining oral exfoliative cytologic smears:
19. Fixation.
20. Mailing of unstained smears
21. Interpretation of exfoliative cytology smear:
22. Papanicolaou staining method
23. criteria that the pathologist uses for determining the malignancy of a smear under histologic examination
  - Nuclear changes.
  - Cytoplasmic changes.
  - Changes in cell as a whole.
  - Changes in the interrelationships of cells.
  - Indirect criteria.
24. Classification system basically described by **Papanicolaou** and widely used.
25. Reason for Failures or false negative results
26. Advances in exfoliative cytology :

## **Teaching aid:**

Theory and practical demonstration.

## **Target audience:**

Undergraduate students, postgraduate students, general dentistry practitioners.

# SRI SIDDHARTHA DENTAL COLLEGE AND HOSPITAL

AGALAKOTE, B.H.ROAD, TUMKUR-572107, KARNATAKA.

Recognized by Dental Council of India, NEW DELHI

A Constituent College of Sri Siddhartha Academy of Higher Education (Deemed-to-be-university) Accredited 'A' Grade by NAAC

Phone No: / Fax No: 0816-2275536

Web: [www.ssdtumkur.org](http://www.ssdtumkur.org)

Email: [ssdtumkur@gmail.com](mailto:ssdtumkur@gmail.com)



PROF., & H.O.D.  
Dept., Of Oral Pathology & Microbiology  
Sri Siddhartha Dental College  
Agalakote, B.H. Road, Tumkur - 572107

Principal  
Sri Siddhartha Dental College  
Agalakote, B.H.Road, Tumkur-572107

# SRI SIDDHARTHA DENTAL COLLEGE AND HOSPITAL

AGALAKOTE, B.H.ROAD, TUMKUR-572107, KARNATAKA.

Recognized by Dental Council of India, NEW DELHI

A Constituent College of Sri Siddhartha Academy of Higher Education (Deemed-to-be-university) Accredited 'A' Grade by NAAC

Phone No: / Fax No: 0816-2275536

Web: [www.ssdetumkur.org](http://www.ssdetumkur.org)


Email: [ssdetumkur@gmail.com](mailto:ssdetumkur@gmail.com)


## DEPARTMENT OF ORAL PATHOLOGY & MICROBIOLOGY

### IDENTIFICATION OF EXFOLIATIVE CYTOLOGY -15/12/21

#### Attendance

SL.NO	REG NO	STUDENT NAME
1.	16SD1002	EVULALIYA ELDO
2.	16SD1004	NAGASHREE.S
3.	16SD1006	SHIVANGIDOKANIYA
4.	15SD1036	VRUNA BAKSHSHI
5.	15SD1030	SHASHANK. K
6.	15SD1004	ARMEENA KHANUM
7.	15SD1003	ANN MARY VARGHESE
8.	15SD1023	MISBAHATUL ILM
9.	15SD1016	KRISHNA GAYATHRY. S
10.	15SD1005	ASHISH SUBHASH

  
PROF., & H.O.D.  
Dept., Of Oral Pathology & Microbiology  
Sri Siddhartha Dental College  
Agalakote, B.H. Road, Tumkur - 572107

  
Chairperson, IOAC,  
Sri Siddhartha Dental College,  
TUMKUR.

# SRI SIDDHARTHA DENTAL COLLEGE AND HOSPITAL

AGALAKOTE, B.H.ROAD, TUMKUR-572107, KARNATAKA.

Recognized by Dental Council of India, NEW DELHI

A Constituent College of Sri Siddhartha Academy of Higher Education (Deemed-to-be-university) Accredited 'A' Grade by NAAC

Phone No: / Fax No: 0816-2275536

Web: [www.ssdctumkur.org](http://www.ssdctumkur.org)

Email: [ssdctumkur@gmail.com](mailto:ssdctumkur@gmail.com)

## FEEDBACK FORM- ENRICHMENT COURSE / PBL / VALUE ADDED PROGRAM

Rating values:

a) Poor =1    b) Average=2    c) Good=3    d) Very good =4    e) Excellent=5

Please Circle the answer which most closely corresponds to your views about each statement

1. Department: *Oral Pathology*

2. Topic: *Identification of Exfoliative cytology.*

3. How well this enrichment course helped to in terms of following statements

Sl. No.	Courses	EXCELLENT	VERY GOOD	GOOD	AVERAGE	POOR
1.	Learning value (in terms of skills, concepts, knowledge, analytical abilities, broadening perspectives)	✓	<i>Very</i>			
2.	Applicability or relevance to real life situations	✓				
3.	Depth and pace of the course content		✓			
4.	Teaching method used	✓				
5.	Overall rating of the enrichment/PBL course	✓				

Any suggestions:

*[Signature]*  
Chairperson, IQAC,  
Sri Siddhartha Dental College,  
TUMKUR.

Thank you for your valuable feedback...

# SRI SIDDHARTHA DENTAL COLLEGE AND HOSPITAL

AGALAKOTE, B.H.ROAD, TUMKUR-572107, KARNATAKA.

Recognized by Dental Council of India, NEW DELHI

A Constituent College of Sri Siddhartha Academy of Higher Education (Deemed-to-be-university) Accredited 'A' Grade by NAAC

Phone No: / Fax No: 0816-2275536

Web: [www.ssdctumkur.org](http://www.ssdctumkur.org)

Email: [ssdctumkur@gmail.com](mailto:ssdctumkur@gmail.com)

---

## DEPARTMENT OF ORAL PATHOLOGY AND MICROBIOLOGY

### Enrichment Course for I & III BDS students

#### **Title: Pathology identification of cast specimens –Practice for perfection-17/11/2021**

**Dr.Laxmidevi B.L**

**Reader**

**Department of Oral Pathology and Microbiology**

**Objective:** To help the students in honing their skills through practice in identification of teeth, age estimation and pathology identification on cast specimens of patients.

**Significance** To provide basic components of the skills needed to practice in all phases of dentistry

#### **Content Define:**

**Introduction:** Today's students are tomorrow's clinicians. In a normal healthy mouth a clinician not only appreciates the clinical crown of teeth surrounded by the gingival tissues but also the number, shape, size, position, coloration and angulation of teeth. Most parts of the teeth are hidden by the gingiva which can be visualized radiographically. When the observations from clinical and radiographic sources of information are coupled with sufficient knowledge of dental morphology and chronology of human dentition, the clinician has the foundation for the diagnosis and management of most of the disorders of oral cavity.

**Description:** Identifying the morphology and anomaly of teeth is an essential part of dentistry and age determination of a person is a central issue in studies of past and living population and has a role in forensic science which plays an important role in estimating the age of deceased persons or their remains. Often it is a question of assessment of age at the time of death. Assigning the dental age or the assessment of dental development by looking in to the mouth to note the teeth that have emerged through the gingiva is important for the clinician. Thus in the absence of other data the approximate age can be estimated with the help of teeth.

But it is not enough to know just morphology of teeth, it is also necessary to accept the concept of morphological variability from functional, esthetic and statistical sense.

Knowing the chronology of the primary and permanent dentition aids in identifying disturbances in the teeth in the form of shape, color, arrangement and structure that might have occurred during development. For eg. dental anomalies are most commonly seen with third molars, maxillary lateral incisors and mandibular second molars. Abnormally shaped crowns such as peg laterals or missing laterals can pose the esthetic problems and mandibular second molar with two

# SRI SIDDHARTHA DENTAL COLLEGE AND HOSPITAL

AGALAKOTE, B.H.ROAD, TUMKUR-572107, KARNATAKA.

Recognized by Dental Council of India, NEW DELHI

A Constituent College of Sri Siddhartha Academy of Higher Education (Deemed-to-be-university) Accredited 'A' Grade by NAAC

Phone No: / Fax No: 0816-2275536

Web: [www.ssdtumkur.org](http://www.ssdtumkur.org)

Email: [ssdtumkur@gmail.com](mailto:ssdtumkur@gmail.com)

lingual cusps can present restorative problems. Hence the developmental disturbances of teeth such as microdontia, macrodontia, talons cusp, fusion, germination, dense invaginatus, dense in dente etc. can also be appreciated on casts

The location of defects such as enamel hypoplasia on tooth crowns provides the basic evidence of estimating the time of development with unknown error and potential bias.

The children born with the cleft lip and palate exhibit various malformations of the crowns of the teeth of both dentition. The coronal malformations are not limited to the region of the cleft but involve posterior teeth as well. Hence in this way a number of congenital malformations involving the teeth are evident with some result of some endogenous and as well as exogenous factors. When the malformation has some particular characteristics and it consistent with some particular phase of dental development then it may be possible to determine the cause of the disturbance.

Along with this, pathology aspects of teeth such as arch length and teeth size discrepancies eg. micrognathia, macrognathia, gingival recession, maxillary and mandibular tori, etc can provide overall view of approaching the oral cavity.

Hence this provides the comprehensive approach for a student to begin as a clinician

**Teaching Aids:** Dental Casts: demonstration of morphological features and pathology on the casts of the patient

**Audience:** I and III BDS students



**PROF., & H.O.D.**  
Dept., Of Oral Pathology & Microbiology  
Sri Siddhartha Dental College  
Agalakote, B H. Road, Tumkur - 572107

**Principal**  
Sri Siddhartha Dental College  
Agalakote, B.H.Road, Tumkur-572107

# SRI SIDDHARTHA DENTAL COLLEGE AND HOSPITAL

AGALAKOTE, B.H.ROAD, TUMKUR-572107, KARNATAKA.

Recognized by Dental Council of India. NEW DELHI

A Constituent College of Sri Siddhartha Academy of Higher Education (Deemed-to-be-university) Accredited 'A' Grade by NAAC

Phone No. / Fax No: 0816-2275536

Web: www.ssdctumkur.org


Email: ssdctumkur@gmail.com


## DEPARTMENT OF ORAL PATHOLOGY & MICROBIOLOGY

CAST & TOOTH SPECIMEN IDENTIFICATION -17/11/21

### ATTENDANCE

SL.NO	REG NO	STUDENT NAME
1.	15SD1036	VRUNA BAKSHSHI
2.	15SD1030	SHASHANK. K
3.	15SD1004	ARMEENA KHANUM
4.	15SD1003	ANN MARY VARGHESE
5.	15SD1040	YATHIN. H.R
6.	15SD1007	AVI NITINKUMAR PATEL
7.	15SD1008	BENEZER RAPSANG
8.	15SD1029	SHARMILADEVI
9.	15SD1014	KASARANENI PRENEETA
10.	15SD1015	KOMMURI DAKSHAYANI
11.	15SD1013	K.P SHAZIA
12.	15SD1018	LALANA.D.N
13.	15SD1023	MISBAHATUL ILM
14.	15SD1016	KRISHNA GAYATHRY. S
15.	15SD1005	ASHISH SUBHASH
16.	15SD1039	VISMAYA RAJU .P.T

  
Prof. & H.O.D.  
Dept., Of Oral Pathology & Microbiology  
Sri Siddhartha Dental College  
Agalakote, B.H. Road, Tumkur - 572107

  
Chairperson, IQAC,  
Sri Siddhartha Dental College,  
TUMKUR.

# SRI SIDDHARTHA DENTAL COLLEGE AND HOSPITAL

AGALAKOTE, B.H.ROAD, TUMKUR-572107, KARNATAKA.

Recognized by Dental Council of India, NEW DELHI

A Constituent College of Sri Siddhartha Academy of Higher Education (Deemed-to-be-university) Accredited 'A' Grade by NAAC

Phone No: / Fax No: 0816-227536

Web: [www.ssdctumkur.org](http://www.ssdctumkur.org)

Email: [ssdctumkur@gmail.com](mailto:ssdctumkur@gmail.com)

## FEEDBACK FORM- ENRICHMENT COURSE / PBL / VALUE ADDED PROGRAM

Rating values:

a) Poor =1 b) Average=2 c) Good=3 d) Very good =4 e) Excellent=5

Please Circle the answer which most closely corresponds to your views about each statement

1. Department: *Oral pathology*
2. Topic: *Identification of cast & tooth specimens.*

3. How well this enrichment course helped to in terms of following statements

Sl. No.	Courses	EXCELLENT	VERY GOOD	GOOD	AVERAGE	POOR
1	Learning value (in terms of skills, concepts, knowledge, analytical abilities, broadening perspectives)	<input checked="" type="checkbox"/>	<input type="checkbox"/>	<input type="checkbox"/>	<input type="checkbox"/>	<input type="checkbox"/>
2	Applicability or relevance to real life situations	<input checked="" type="checkbox"/>	<input type="checkbox"/>	<input type="checkbox"/>	<input type="checkbox"/>	<input type="checkbox"/>
3	Depth and pace of the course content	<input type="checkbox"/>	<input checked="" type="checkbox"/>	<input type="checkbox"/>	<input type="checkbox"/>	<input type="checkbox"/>
4	Teaching method used	<input checked="" type="checkbox"/>	<input type="checkbox"/>	<input type="checkbox"/>	<input type="checkbox"/>	<input type="checkbox"/>
5	Overall rating of the enrichment/PBL course	<input type="checkbox"/>	<input checked="" type="checkbox"/>	<input type="checkbox"/>	<input type="checkbox"/>	<input type="checkbox"/>

Any suggestions:

*[Signature]*  
Chandipram, IQAC,  
Sri Siddhartha Dental College,  
TUMKUR.

Thank you for your valuable feedback...

# SRI SIDDHARTHA DENTAL COLLEGE AND HOSPITAL

AGALAKOTE, B.H.ROAD, TUMKUR-572107, KARNATAKA.

Recognized by Dental Council of India, NEW DELHI

A Constituent College of Sri Siddhartha Academy of Higher Education (Deemed-to-be-university) Accredited 'A' Grade by NAAC

Phone No: / Fax No: 0816-2275536

Web: [www.ssdctumkur.org](http://www.ssdctumkur.org)

Email: [ssdctumkur@gmail.com](mailto:ssdctumkur@gmail.com)

## DEPARTMENT OF ORAL PATHOLOGY

### Enrichment programme

### Report

Department of oral pathology conducted an enrichment programme on decalcification technique on 20/2/2021 at 10.30am in our department. Tissue processing, sectioning and staining procedures followed for decalcification procedures was explained. 25 members attended the programme.

*Attendance list*



Incharge staff

SIGNATURE OF HOD

PROF., & H.O.D.

DEPT., OF Oral Pathology & Microbiology  
Sri Siddhartha Dental College  
Agalakota, B.H. Road, Tumkur: 572107

Principal

Sri Siddhartha Dental College  
Agalakota, B.H. Road, Tumkur-572107

# SRI SIDDHARTHA DENTAL COLLEGE AND HOSPITAL

AGALAKOTE, B.H.ROAD, TUMKUR-572107, KARNATAKA.

Recognized by Dental Council of India, NEW DELHI

A Constituent College of Sri Siddhartha Academy of Higher Education (Deemed-to-be-university) Accredited 'A' Grade by NAAC

Phone No: / Fax No: 0816-2275536

Web: [www.ssdctumkur.org](http://www.ssdctumkur.org)

Email: [ssdctumkur@gmail.com](mailto:ssdctumkur@gmail.com)

## Department of Oral Medicine and Radiology

### ENRICHMENT PROGRAMME -2020-2021

#### CIRCULAR

Enrichment programmes on the following topics are available from department of Oral medicine and Radiology. Enrolment to be done two days prior to the programme date. Program will be conducted on SECOND FRIDAY of designated months between 2.00 pm to 3.00 pm.

#### Topics:

TOPIC	MONTH
1. Prescription writing	SEPTEMBER
2. Pain dairy	NOVEMBER
3. How to take OPG & lateral cephalogram	JANUARY
4. Oral cancer screening	MARCH
5. CBCT – How to view images using soft ware	MAY
6. How to use TENS	JULY



Signature of the HOD

PROF & HEAD  
Dept of Oral Medicine & Radiology  
SSDCT, Tumkur

# SRI SIDDHARTHA DENTAL COLLEGE AND HOSPITAL

AGALAKOTE, B.H.ROAD, TUMKUR-572107, KARNATAKA.

Recognized by Dental Council of India, NEW DELHI

A Constituent College of Sri Siddhartha Academy of Higher Education (Deemed-to-be-university) Accredited 'A' Grade by NAAC

Phone No: / Fax No: 0816-2275536

Web: [www.ssdctumkur.org](http://www.ssdctumkur.org)

Email: [ssdctumkur@gmail.com](mailto:ssdctumkur@gmail.com)

## Department of Oral Medicine and Radiology Enrichment program 2020-21

Topic	Month & Date	Resource person	Register numbers	Name of participants
Prescription writing	September 10/9/2020	Dr Suhas S	16SD1002	EVULALIYA ELDO
			15SD1017	LAAVENAA
			16SD1004	NAGASHREE.S
			15SD1018	LALANA.D.N
			16SD1006	SHIVANGIDOKA NIYA



  
Resource person

  
Head of the department

PROF & HEAD  
Dept. of Oral Medicine & Radiology  
SSDC, Tumkur

# SRI SIDDHARTHA DENTAL COLLEGE AND HOSPITAL

AGALAKOTE, B.H.ROAD, TUMKUR-572107, KARNATAKA.

Recognized by Dental Council of India, NEW DELHI

A Constituent College of Sri Siddhartha Academy of Higher Education (Deemed-to-be-university) Accredited 'A' Grade by NAAC

Phone No: / Fax No: 0816-2275536

Web: [www.ssdtumkur.org](http://www.ssdtumkur.org)

Email: [ssdtumkur@gmail.com](mailto:ssdtumkur@gmail.com)

## FEEDBACK FORM- ENRICHMENT COURSE/PBL

### Rating values:

a) Poor =1 b) Average=2 c) Good=3 d) Very good =4 e) Excellent=5

Please Circle the answer which most closely corresponds to your views about each statement

1. Department: *Oral medicine & Radiology.*

2. Topic: *Prescription writing*

3. How well this enrichment course/PBL helped in terms of following statements

Sl. No.	Courses	EXCELLENT	VERY GOOD	GOOD	AVERAGE	POOR
1.	Learning value (in terms of skills, concepts, knowledge, analytical abilities, broadening perspectives)		<input checked="" type="checkbox"/>			
2.	Applicability or relevance to real life situations		<input checked="" type="checkbox"/>			
3.	Depth and pace of the course content		<input checked="" type="checkbox"/>			
4.	Teaching method used		<input checked="" type="checkbox"/>			
5.	Overall rating of the enrichment/PBL course		<input checked="" type="checkbox"/>			

Any suggestions:

Thank you for your valuable feedback...

# SRI SIDDHARTHA DENTAL COLLEGE AND HOSPITAL

AGALAKOTE, B.H.ROAD, TUMKUR-572107, KARNATAKA.

Recognized by Dental Council of India, NEW DELHI

A Constituent College of Sri Siddhartha Academy of Higher Education (Deemed-to-be-university) Accredited 'A' Grade by NAAC

Phone No: / Fax No: 0816-2275536

Web: [www.ssdctumkur.org](http://www.ssdctumkur.org)

Email: [ssdctumkur@gmail.com](mailto:ssdctumkur@gmail.com)

## Department of Oral Medicine and Radiology Enrichment program 2020-21

Topic	Month & Date	Resource person	Register numbers	Name of participants
Pain dairy	November 12/11/2020	Dr Mahalakshmi S	15SD1013	K.P SHAZIA
			15SD1014	KASARANENI PRENEETA
			15SD1015	KOMMURI DAKSHAYANI
			15SD1016	KRISHNA GAYATHRY. S



*Mahalakshmi*  
Resource person

*Sue*  
Head of the department

PROF & HEAD  
Dept. of Oral Medicine & Radiology  
SSDC, Tumkur

# SRI SIDDHARTHA DENTAL COLLEGE AND HOSPITAL

AGALAKOTE, B.H.ROAD, TUMKUR-572107, KARNATAKA.

Recognized by Dental Council of India, NEW DELHI

A Constituent College of Sri Siddhartha Academy of Higher Education (Deemed-to-be-university) Accredited 'A' Grade by NAAC

Phone No: / Fax No: 0816-2275536

Web: [www.ssdctumkur.org](http://www.ssdctumkur.org)

Email: [ssdctumkur@gmail.com](mailto:ssdctumkur@gmail.com)

## FEEDBACK FORM- ENRICHMENT COURSE/PBL

### Rating values:

a) Poor =1   b) Average=2   c) Good=3   d) Very good =4   e) Excellent=5

Please Circle the answer which most closely corresponds to your views about each statement

1. Department: *Oral medicine & radiology.*

2. Topic: *Pain levels.*

3. How well this enrichment course/PBL helped in terms of following statements

Sl. No.	Courses	EXCELLENT	VERY GOOD	GOOD	AVERAGE	POOR
1.	Learning value (in terms of skills, concepts, knowledge, analytical abilities, broadening perspectives)		<input checked="" type="checkbox"/>			
2.	Applicability or relevance to real life situations		<input checked="" type="checkbox"/>			
3.	Depth and pace of the course content		<input checked="" type="checkbox"/>			
4.	Teaching method used		<input checked="" type="checkbox"/>			
5.	Overall rating of the enrichment/PBL course		<input checked="" type="checkbox"/>			

Any suggestions:

Thank you for your valuable feedback...

# SRI SIDDHARTHA DENTAL COLLEGE AND HOSPITAL

AGALAKOTE, B.H.ROAD, TUMKUR-572107, KARNATAKA.

Recognized by Dental Council of India, NEW DELHI

A Constituent College of Sri Siddhartha Academy of Higher Education (Deemed-to-be-university) Accredited 'A' Grade by NAAC

Phone No: / Fax No: 0816-2275536

Web: [www.ssdctumkur.org](http://www.ssdctumkur.org)

Email: [ssdctumkur@gmail.com](mailto:ssdctumkur@gmail.com)

## Department of Oral Medicine and Radiology Enrichment program 2020-21

Topic	Month & Date	Resource person	Register numbers	Name of participants
How to take OPG and lateral Cephalogram	January 8/1/2021	Dr Jayadev S	15SD1032	TAZA TONY
			15SD1033	TEJESHWAR REDDY.B.N
			15SD1034	TOM P KURIAN
			15SD1035	VADDINENI SRINIDHI



Resource person

Head of the department

PROF & HEAD  
Dent. of Oral Medicine & Radiology  
SSDC, Tumkur

# SRI SIDDHARTHA DENTAL COLLEGE AND HOSPITAL

AGALAKOTE, B.H.ROAD, TUMKUR-572107, KARNATAKA.

Recognized by Dental Council of India, NEW DELHI

A Constituent College of Sri Siddhartha Academy of Higher Education (Deemed-to-be-university) Accredited 'A' Grade by NAAC

Phone No: / Fax No: 0816-2275536

Web: [www.ssdctumkur.org](http://www.ssdctumkur.org)

Email: [ssdctumkur@gmail.com](mailto:ssdctumkur@gmail.com)

## FEEDBACK FORM- ENRICHMENT COURSE/PBL

### Rating values:

a) Poor =1 b) Average=2 c) Good=3 d) Very good =4 e) Excellent=5

Please Circle the answer which most closely corresponds to your views about each statement

1. Department: *Oral medicine & radiology.*
2. Topic: *How to take of a G lateral cephalogram.*

3. How well this enrichment course/PBL helped in terms of following statements

Sl. No.	Courses	EXCELLENT	VERY GOOD	GOOD	AVERAGE	POOR
1.	Learning value (in terms of skills, concepts, knowledge, analytical abilities, broadening perspectives)		<input checked="" type="checkbox"/>			
2.	Applicability or relevance to real life situations		<input checked="" type="checkbox"/>			
3.	Depth and pace of the course content		<input checked="" type="checkbox"/>			
4.	Teaching method used		<input checked="" type="checkbox"/>			
5.	Overall rating of the enrichment/PBL course		<input checked="" type="checkbox"/>			

Any suggestions:

Thank you for your valuable feedback...

# SRI SIDDHARTHA DENTAL COLLEGE AND HOSPITAL

AGALAKOTE, B.H.ROAD, TUMKUR-572107, KARNATAKA.

Recognized by Dental Council of India, NEW DELHI

A Constituent College of Sri Siddhartha Academy of Higher Education (Deemed-to-be-university) Accredited 'A' Grade by NAAC

Phone No: / Fax No: 0816-2275536

Web: [www.ssdctumkur.org](http://www.ssdctumkur.org)

Email: [ssdctumkur@gmail.com](mailto:ssdctumkur@gmail.com)

## Department of Oral Medicine and Radiology Enrichment program 2020-21

Topic	Month & Date	Resource person	Register numbers	Name of participants
Oral cancer screening	March 9/3/2021	Dr Suchetha DN	13SD1038	Sushmitha reddy
			16SD1004	Nagashree
			16SD1002	Evulaliya
			16SD1006	Shivangi
			15SD1017	Laveena



Resource person

Head of the department  
PROF & HEAD  
Dept. of Oral Medicine & Radiology  
SSDC, Tumkur

# SRI SIDDHARTHA DENTAL COLLEGE AND HOSPITAL

AGALAKOTE, B.H.ROAD, TUMKUR-572107, KARNATAKA.

Recognized by Dental Council of India, NEW DELHI

A Constituent College of Sri Siddhartha Academy of Higher Education (Deemed-to-be-university) Accredited 'A' Grade by NAAC

Phone No: / Fax No: 0816-2275536

Web: [www.ssdctumkur.org](http://www.ssdctumkur.org)

Email: [ssdctumkur@gmail.com](mailto:ssdctumkur@gmail.com)

## FEEDBACK FORM- ENRICHMENT COURSE/PBL

### Rating values:

a) Poor =1    b) Average=2    c) Good=3    d) Very good =4    e) Excellent=5

Please Circle the answer which most closely corresponds to your views about each statement

1. Department: *Oral medicine & radiology.*

2. Topic: *Oral cancer screening*

3. How well this enrichment course/PBL helped in terms of following statements

Sl. No.	Courses	EXCELLENT	VERY GOOD	GOOD	AVERAGE	POOR
1.	Learning value (in terms of skills, concepts, knowledge, analytical abilities, broadening perspectives)		<input checked="" type="checkbox"/>			
2.	Applicability or relevance to real life situations		<input checked="" type="checkbox"/>			
3.	Depth and pace of the course content		<input checked="" type="checkbox"/>			
4.	Teaching method used		<input checked="" type="checkbox"/>			
5.	Overall rating of the enrichment/PBL course		<input checked="" type="checkbox"/>			

Any suggestions:

Thank you for your valuable feedback...

# SRI SIDDHARTHA DENTAL COLLEGE AND HOSPITAL

AGALAKOTE, B.H.ROAD, TUMKUR-572107, KARNATAKA.

Recognized by Dental Council of India, NEW DELHI

A Constituent College of Sri Siddhartha Academy of Higher Education (Deemed-to-be-university) Accredited 'A' Grade by NAAC

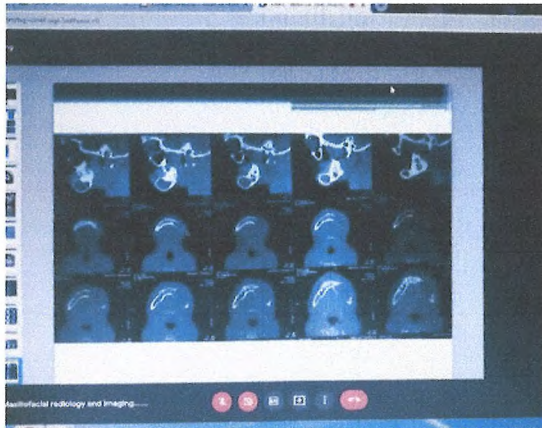
Phone No: / Fax No: 0816-2275536

Web: [www.ssdctumkur.org](http://www.ssdctumkur.org)


Email: [ssdctumkur@gmail.com](mailto:ssdctumkur@gmail.com)

## Department of Oral Medicine and Radiology Enrichment program 2020-21

Topic	Month & Date	Resource person	Register number	Name of participants
CBCT – How to view images using software	May 14/5/2021	Dr Suhas S	14SD1004	ANANTHU DINU KUMAR
			14SD1035	SHIBIN.K.V
			13SD1010	CHARU SONIA
			13SD1011	CHRISTOPHER LAPANG



  
Resource person

  
Head of the department  
PROF & HEAD  
Dept. of Oral Medicine & Radiology  
SSDC, Tumkur

# SRI SIDDHARTHA DENTAL COLLEGE AND HOSPITAL

AGALAKOTE, B.H.ROAD, TUMKUR-572107, KARNATAKA.

Recognized by Dental Council of India, NEW DELHI

A Constituent College of Sri Siddhartha Academy of Higher Education (Deemed-to-be-university) Accredited 'A' Grade by NAAC

Phone No: / Fax No: 0816-2275536

Web: [www.ssdctumkur.org](http://www.ssdctumkur.org)

Email: [ssdctumkur@gmail.com](mailto:ssdctumkur@gmail.com)

## FEEDBACK FORM- ENRICHMENT COURSE/PBL

### Rating values:

a) Poor =1 b) Average=2 c) Good=3 d) Very good =4 e) Excellent=5

Please Circle the answer which most closely corresponds to your views about each statement

1. Department: *Dental medicine & Radiology*
2. Topic: *CBCT - how to view image*

3. How well this enrichment course/PBL helped in terms of following statements

Sl. No.	Courses	EXCELLENT	VERY GOOD	GOOD	AVERAGE	POOR
1.	Learning value (in terms of skills, concepts, knowledge, analytical abilities, broadening perspectives)		<input checked="" type="checkbox"/>			
2.	Applicability or relevance to real life situations		<input checked="" type="checkbox"/>			
3.	Depth and pace of the course content		<input checked="" type="checkbox"/>			
4.	Teaching method used		<input checked="" type="checkbox"/>			
5.	Overall rating of the enrichment/PBL course		<input checked="" type="checkbox"/>			

Any suggestions:

Thank you for your valuable feedback...

# SRI SIDDHARTHA DENTAL COLLEGE AND HOSPITAL

AGALAKOTE, B.H.ROAD, TUMKUR-572107, KARNATAKA.

Recognized by Dental Council of India, NEW DELHI

A Constituent College of Sri Siddhartha Academy of Higher Education (Deemed-to-be-university) Accredited 'A' Grade by NAAC

Phone No: / Fax No: 0816-2275536

Web: [www.ssdctumkur.org](http://www.ssdctumkur.org)

Email: [ssdctumkur@gmail.com](mailto:ssdctumkur@gmail.com)

## Department of Oral Medicine and Radiology Enrichment program 2020-21

Topic	Month & Date	Resource person	Register numbers	Name of participants
How to use TENS	July 11/7/2021	Dr Jayadev S	15SD1030	SHASHANK. K
			15SD1031	SHIRIN KADER
			15SD1032	TAZA TONY
			15SD1033	TEJESHWAR REDDY.B.N



Resource person

Head of the department

PROF & HEAD  
Dept. of Oral Medicine & Radiology  
SSDC, Tumkur

# SRI SIDDHARTHA DENTAL COLLEGE AND HOSPITAL

AGALAKOTE, B.H.ROAD, TUMKUR-572107, KARNATAKA.

Recognized by Dental Council of India, NEW DELHI

A Constituent College of Sri Siddhartha Academy of Higher Education (Deemed-to-be-university) Accredited 'A' Grade by NAAC

Phone No: / Fax No: 0816-2275536

Web: [www.ssdctumkur.org](http://www.ssdctumkur.org)

Email: [ssdctumkur@gmail.com](mailto:ssdctumkur@gmail.com)

## FEEDBACK FORM- ENRICHMENT COURSE/PBL

### Rating values:

a) Poor =1    b) Average=2    c) Good=3    d) Very good =4    e) Excellent=5

Please Circle the answer which most closely corresponds to your views about each statement

1. Department: *Oral medicine & radiology*
2. Topic: *How to case TRENDS*

3. How well this enrichment course/PBL helped in terms of following statements

Sl. No.	Courses	EXCELLENT	VERY GOOD	GOOD	AVERAGE	POOR
1.	Learning value (in terms of skills, concepts, knowledge, analytical abilities, broadening perspectives)		<i>/</i>			
2.	Applicability or relevance to real life situations		<i>/</i>			
3.	Depth and pace of the course content		<i>/</i>			
4.	Teaching method used		<i>/</i>			
5.	Overall rating of the enrichment/PBL course		<i>/</i>			

Any suggestions:

Thank you for your valuable feedback...

# **SRI SIDDHARTHA DENTAL COLLEGE AND HOSPITAL**

**AGALAKOTE, B.H.ROAD, TUMKUR-572107, KARNATAKA.**

Recognized by Dental Council of India, NEW DELHI

A Constituent College of Sri Siddhartha Academy of Higher Education (Deemed-to-be-university) Accredited 'A' Grade by NAAC

Phone No: / Fax No: 0816-2275536

Web: [www.ssdctumkur.org](http://www.ssdctumkur.org)

Email: [ssdctumkur@gmail.com](mailto:ssdctumkur@gmail.com)

---

## **DEPARTMENT OF ORAL PATHOLOGY & MICROBIOLOGY**

### **ENRICHMENT COURSE**

Date :15/12/2020

#### **TITLE : STORY TOLD BY SHEDDING CELLS.**

#### **OBJECTIVES:**

- To learn to prepare exfoliative cytology smears.
- To learn the procedure of Papanicolaou staining.
- Study smear under microscope.
- Different applications of exfoliative cytology

#### **SIGNIFICANCE:**

Learning about exfoliative cytology will be of help in clinical practice in preparing smears for diagnosis of certain lesions. It will help the clinicians to understand application of exfoliative cytology.

#### **CONTENT:**

##### **Introduction:**

Exfoliative cytology is the study of superficial cells which have been exfoliated or shed from mucous membrane, renal tubule etc. and also includes the study of those cells which have been scraped or pulled off such surfaces.

It has been known for more than 100 years that cells removed from tumors can provide a clue to diagnosis (Beale 1860, Gates et.al 1947). However it was not until Papanicolaou (1954) and Papanicolaou and Traut (1943) and others (Ayre 1951, Beale 1960) had explored the diagnostic potential of cytology that this technique was recognized and extensively applied to the detection of cancer.

##### **Basis for exfoliative cytology.**

Normal squamous epithelium undergoes continual exfoliation of its superficial cells as a part of physiologic turnover. The cells of deeper layers are strongly adherent to each other under normal conditions. However, when epithelium becomes the site of malignant disease or of some benign condition, the cells may lose their cohesiveness so that the deeper cells may be exfoliated along with superficial cells (Cahn 1965). Cells collected from a malignant lesion exhibit certain alterations that have come to be recognized as indicative of malignancy.

To help learn the basic aspects of exfoliative cytology and use in clinical practice for diagnosis of certain lesions the enrichment course includes the following information. This helps the clinicians to understand application of exfoliative cytology.

# SRI SIDDHARTHA DENTAL COLLEGE AND HOSPITAL

AGALAKOTE, B.H.ROAD, TUMKUR-572107, KARNATAKA.

Recognized by Dental Council of India, NEW DELHI

A Constituent College of Sri Siddhartha Academy of Higher Education (Deemed-to-be-university) Accredited 'A' Grade by NAAC

Phone No: / Fax No: 0816-2275536

Web: [www.ssdctumkur.org](http://www.ssdctumkur.org)

Email: [ssdctumkur@gmail.com](mailto:ssdctumkur@gmail.com)

---

## Content:

1. Indications
2. Contra indications
3. Merits
4. Demerits
5. Technique for obtaining oral exfoliative cytologic smears:
6. Fixation.
7. Mailing of unstained smears
8. Interpretation of exfoliative cytology smear:
9. Papanicolaou staining method
10. criteria that the pathologist uses for determining the malignancy of a smear under histologic examination
  - Nuclear changes.
  - Cytoplasmic changes.
  - Changes in cell as a whole.
  - Changes in the interrelationships of cells.
  - Indirect criteria.
11. Classification system basically described by **Papanicolaou** and widely used.
12. Reason for Failures or false negative results
13. Advances in exfoliative cytology :

## Teaching aid:

Theory and practical demonstration.

## Target audience:

Undergraduate students, postgraduate students, general dentistry practitioners.



# SRI SIDDHARTHA DENTAL COLLEGE AND HOSPITAL

AGALAKOTE, B.H.ROAD, TUMKUR-572107, KARNATAKA.

Recognized by Dental Council of India, NEW DELHI

A Constituent College of Sri Siddhartha Academy of Higher Education (Deemed-to-be-university) Accredited 'A' Grade by NAAC

Phone No: / Fax No: 0816-2275536

Web: [www.ssdctumkur.org](http://www.ssdctumkur.org)

Email: [ssdctumkur@gmail.com](mailto:ssdctumkur@gmail.com)

---



**PROF., & H.O.D.**

Dept., Of Oral Pathology & Microbiology  
Sri Siddhartha Dental College  
Agalakote, B H. Road, Tumkur - 572107

Principal  
Sri Siddhartha Dental College  
Agalakote, B.H. Road, Tumkur - 572107

# SRI SIDDHARTHA DENTAL COLLEGE AND HOSPITAL

AGALAKOTE, B.H.ROAD, TUMKUR-572107, KARNATAKA.

Recognized by Dental Council of India, NEW DELHI

A Constituent College of Sri Siddhartha Academy of Higher Education (Deemed-to-be-university) Accredited 'A' Grade by NAAC

Phone No: / Fax No: 0816-2275536

Web: [www.ssdctumkur.org](http://www.ssdctumkur.org)

Email: [ssdctumkur@gmail.com](mailto:ssdctumkur@gmail.com)

## DEPARTMENT OF ORAL PATHOLOGY & MICROBIOLOGY

### IDENTIFICATION OF EXFOLIATIVE CYTOLOGY -15/12/20

#### Attendance

SL.NO	REG NO	STUDENT NAME
1.	15SD1003	ANN MARY VARGHESE
2.	15SD1004	ARMEENA KHANUM
3.	15SD1014	KASARANENI PRENEETA
4.	15SD1007	AVI NITINKUMAR PATEL
5.	15SD1015	KOMMURI DAKSHAYANI
6.	15SD1016	KRISHNA GAYATHRY. S
7.	15SD1018	LALANA.D.N
8.	15SD1021	MARYAM AKHTAR
9.	15SD1022	MEGHA SHAJU
10.	15SD1023	MISBAHATUL ILM



**Prof. & H.O.D.**  
Oral Pathology & Microbiology  
Sri Siddhartha Dental College  
Agalakote, Tumkur - 572107



Chairperson, IQAC,  
Sri Siddhartha Dental College  
TUMKUR.

# SRI SIDDHARTHA DENTAL COLLEGE AND HOSPITAL

AGALAKOTE, B.H.ROAD, TUMKUR-572107, KARNATAKA.

Recognized by Dental Council of India, NEW DELHI

A Constituent College of Sri Siddhartha Academy of Higher Education (Deemed-to-be-university) Accredited 'A' Grade by NAAC

Phone No: / Fax No: 0816-2275536

Web: [www.ssdctumkur.org](http://www.ssdctumkur.org)

Email: [ssdctumkur@gmail.com](mailto:ssdctumkur@gmail.com)

## FEEDBACK FORM- ENRICHMENT COURSE / PBL / VALUE ADDED PROGRAM

Rating values:

a) Poor =1 b) Average=2 c) Good=3 d) Very good =4 e) Excellent=5

Please Circle the answer which most closely corresponds to your views about each statement

1. Department: *oral pathology.*
2. Topic: *Identification of exfoliative cytology.*

3. How well this enrichment course helped to in terms of following statements

Sl. No.	Courses	EXCELLENT	VERY GOOD	GOOD	AVERAGE	POOR
1.	Learning value (in terms of skills, concepts, knowledge, analytical abilities, broadening perspectives)	<input checked="" type="checkbox"/>				
2.	Applicability or relevance to real life situations	<input checked="" type="checkbox"/>				
3.	Depth and pace of the course content		<input checked="" type="checkbox"/>			
4.	Teaching method used	<input checked="" type="checkbox"/>				
5.	Overall rating of the enrichment/PBL course	<input checked="" type="checkbox"/>				

Any suggestions:

Chairperson, IQAC,  
Sri Siddhartha Dental College  
TUMKUR.

Thank you for your valuable feedback...

# SRI SIDDHARTHA DENTAL COLLEGE AND HOSPITAL

AGALAKOTE, B.H.ROAD, TUMKUR-572107, KARNATAKA.

Recognized by Dental Council of India, NEW DELHI

A Constituent College of Sri Siddhartha Academy of Higher Education (Deemed-to-be-university) Accredited 'A' Grade by NAAC

Phone No: / Fax No: 0816-2275536

Web: [www.ssdctumkur.org](http://www.ssdctumkur.org)

Email: [ssdctumkur@gmail.com](mailto:ssdctumkur@gmail.com)

---

## DEPARTMENT OF ORAL PATHOLOGY AND MICROBIOLOGY

### Enrichment Course for I & III BDS students

#### **Title:Pathology identification of cast and tooth specimens –Practice for perfection-17/11/2020**

**Dr.Laxmidevi B.L**

**Reader**

**Department of Oral Pathology and Microbiology**

**Objective:** To help the students in honing their skills through practice in identification of teeth, age estimation and pathology identification on cast specimens of patients.

**Significance** To provide basic components of the skills needed to practice in all phases of dentistry

**Content Define:**

**Description:** Identifying the morphology and anomaly of teeth is essential part of dentistry and age determination of a person is a central issue in studies of past and living population and has a role in forensic science which plays an important role in estimating the age of deceased persons or their remains. Often it is a question of assessment of age at the time of death. Assigning the dental age or the assessment of dental development by looking in to the mouth to note the teeth that have emerged through the gingiva is important for the clinician. Thus in the absence of other data the approximate age can be estimated with the help of teeth.

But it is not enough to know just morphology of teeth, it is also necessary to accept the concept of morphological variability from functional, esthetic and statistical sense.

Knowing the chronology of the primary and permanent dentition aids in identifying disturbances in the teeth in the form of shape, color, arrangement and structure that might have occurred during development. For eg. dental anomalies are most commonly seen with thirds molars, maxillary lateral incisors and mandibular second molars. Abnormally shaped crowns such as peg laterals or missing laterals can pose the esthetic problems and mandibular second molar with two lingual cusps can present restorative problems. Hence the developmental disturbances of teeth such as microdontia, macrodontia, talons cusp, fusion, germination, dense invaginatus, dense in dente etc. can also be appreciated on casts

The location of defects such as enamel hypoplasia on tooth crowns provides the basic evidence of estimating the time of development with unknown error and potential bias.



# SRI SIDDHARTHA DENTAL COLLEGE AND HOSPITAL

AGALAKOTE, B.H.ROAD, TUMKUR-572107, KARNATAKA.

Recognized by Dental Council of India, NEW DELHI

A Constituent College of Sri Siddhartha Academy of Higher Education (Deemed-to-be-university) Accredited 'A' Grade by NAAC

Phone No: / Fax No: 0816-2275536

Web: [www.ssdctumkur.org](http://www.ssdctumkur.org)

Email: [ssdctumkur@gmail.com](mailto:ssdctumkur@gmail.com)

The children born with the cleft lip and palate exhibit various malformations of the crowns of the teeth of both dentition. The coronal malformations are not limited to the region of the cleft but involve posterior teeth as well. Hence in this way a number of congenital malformations involving the teeth are evident with some result of some endogenous and as well as exogenous factors. When the malformation has some particular characteristics and it is consistent with some particular phase of dental development then it may be possible to determine the cause of the disturbance.

Along with this, pathology aspects of teeth such as arch length and teeth size discrepancies eg. micrognathia, macrognathia, gingival recession, maxillary and mandibular tori, etc can provide overall view of approaching the oral cavity.

Hence this provides the comprehensive approach for a student to begin as a clinician

**Teaching Aids:** Dental Casts: demonstration of morphological features and pathology on the casts of the patient

**Audience:** I and III BDS students



PROF., & H.O.D.  
Dept., Of Oral Pathology & Microbiology  
Sri Siddhartha Dental College  
Agalakote, B.H. Road, Tumkur - 572107

# SRI SIDDHARTHA DENTAL COLLEGE AND HOSPITAL

AGALAKOTE, B.H.ROAD, TUMKUR-572107, KARNATAKA.

Recognized by Dental Council of India, NEW DELHI

A Constituent College of Sri Siddhartha Academy of Higher Education (Deemed-to-be-university) Accredited 'A' Grade by NAAC

Phone No: / Fax No: 0816-2275536

Web: [www.ssdctumkur.org](http://www.ssdctumkur.org)

Email: [ssdctumkur@gmail.com](mailto:ssdctumkur@gmail.com)

## DEPARTMENT OF ORAL PATHOLOGY & MICROBIOLOGY

### IDENTIFICATION OF CAST & TOOTH SPECIMENS-17/11/20

#### Attendance

SL.NO	REG NO	STUDENT NAME
1.	17SD1001	ARYAKRISHNAN.D
2.	17SD1002	AA YUSHI BUDHRAM BAREWAR
3.	17SD1003	BHUSHAN ANKUSH GAIKWAD
4.	17SD1004	HARSHITHA.D
5.	17SD1007	SANGAMITHRA.N
6.	17SD1010	SHREYA.H.S
7.	17SD1011	SRUTHI.G
8.	17SD1012	HARSHITHA.M.R
9.	17SD1013	S.SUSHMA
10.	17SD1014	ANUSHA.R
11.	17SD1016	SNEHA.C
12.	17SD1017	HARIPRIYA LAISHRAM
13.	17SD1018	VEERABOYINA JASWANTHI
14.	17SD1023	TORIYA M SHAJI
15.	17SD1024	SAHANA.K
16.	17SD1028	SNEHA KUMARI
17.	17SD1020	NIRMALYA GHOSAL
18.	17SD1021	AKSHAYA.S

  
Chairperson, IOAC,  
Sri Siddhartha Dental College  
TUMKUR.

# SRI SIDDHARTHA DENTAL COLLEGE AND HOSPITAL

AGALAKOTE, B.H.ROAD, TUMKUR-572107, KARNATAKA.

Recognized by Dental Council of India, NEW DELHI

A Constituent College of Sri Siddhartha Academy of Higher Education (Deemed-to-be-university) Accredited 'A' Grade by NAAC

Phone No: / Fax No: 0816-2275536

Web: [www.ssdtumkur.org](http://www.ssdtumkur.org)

Email: [ssdtumkur@gmail.com](mailto:ssdtumkur@gmail.com)

## FEEDBACK FORM- ENRICHMENT COURSE / PBL / VALUE ADDED PROGRAM

Rating values:

a) Poor =1 b) Average=2 c) Good=3 d) Very good =4 e) Excellent=5


Please Circle the answer which most closely corresponds to your views about each statement

1. Department: *Oral pathology*
2. Topic: *Identification of cast and tooth specimens*

3. How well this enrichment course helped to in terms of following statements

Sl. No.	Courses	EXCELLENT	VERY GOOD	GOOD	AVERAGE	POOR
1	Learning value (in terms of skills, concepts, knowledge, analytical abilities, broadening perspectives)	✓				
2	Applicability or relevance to real life situations		✓			
3	Depth and pace of the course content	✓				
4	Teaching method used	✓				
5	Overall rating of the enrichment/PBL course	✓				

Any suggestions:

  
Chairperson, ICAH,  
Sri Siddhartha Dental College,  
TUMKUR.

Thank you for your valuable feedback...

# SRI SIDDHARTHA DENTAL COLLEGE AND HOSPITAL

AGALAKOTE, B.H.ROAD, TUMKUR-572107, KARNATAKA.

Recognized by Dental Council of India, NEW DELHI

A Constituent College of Sri Siddhartha Academy of Higher Education (Deemed-to-be-university) Accredited 'A' Grade by NAAC

Phone No: / Fax No: 0816-2275536

Web: [www.ssdctumkur.org](http://www.ssdctumkur.org)

Email: [ssdctumkur@gmail.com](mailto:ssdctumkur@gmail.com)

## DEPARTMENT OF ORAL PATHOLOGY

### Enrichment programme

### Report

Department of oral pathology conducted an enrichment programme on decalcification technique on 14/2/2020 at 10.30am in our department. Tissue processing, sectioning and staining procedures followed for decalcification procedures was explained. Six members attended the programme.



Incharge staff

Chairperson, IQAC,  
Sri Siddhartha Dental College,  
TUMKUR.

SIGNATURE OF HOD

PROF. & H.O.D.  
Dept. Of Oral Pathology & Microbiology  
Sri Siddhartha Dental College  
Agalakote, B.H. Road, Tumkur

# SRI SIDDHARTHA DENTAL COLLEGE AND HOSPITAL

AGALAKOTE, B.H.ROAD, TUMKUR-572107, KARNATAKA.

Recognized by Dental Council of India, NEW DELHI

A Constituent College of Sri Siddhartha Academy of Higher Education (Deemed-to-be-university) Accredited "A" Grade by NAAC

Phone No: / Fax No 0816-2275536

Web: www.ssdctumkur.org

Email: ssdctumkur@gmail.com

## SRI SIDDHARTHA DENTAL COLLEGE, TUMKUR-7

DEPARTMENT OF ORAL PATHOLOGY & MICROBIOLOGY

ENRICHMENT – 14/2/20

TOPIC: DECALCIFICATION TECHNIQUE

Attendance list

SL.NO	REG NO	STUDENT NAME
1.	16SD1002	EVULALIYA ELDO
2.	16SD1004	NAGASHREE.S
3.	16SD1006	SHIVANGIDOKANIYA
4.	17SD1001	ARYAKRISHNAN.D
5.	17SD1002	AAYUSHI BUDHRAM BAREWAR
6.	17SD1003	BHUSHAN ANKUSH GAIKWAD
7.	17SD1004	HARSHITHA.D
8.	17SD1005	IFFAT SHARIF
9.	17SD1006	MEGHANA SATISH
10.	17SD1007	SANGAMITHRA.N



PROF., & H.O.D.  
Dept., Of Oral Pathology & Microbiology  
Sri Siddhartha Dental College  
Agalakote, B.H. Road, Tumkur - 572107

# SRI SIDDHARTHA DENTAL COLLEGE AND HOSPITAL

AGALAKOTE, B.H.ROAD, TUMKUR-572107, KARNATAKA.

Recognized by Dental Council of India, NEW DELHI

A Constituent College of Sri Siddhartha Academy of Higher Education (Deemed-to-be-university) Accredited 'A' Grade by NAAC

Phone No: / Fax No: 0816-2275536

Web: [www.ssdetumkur.org](http://www.ssdetumkur.org)

Email: [ssdetumkur@gmail.com](mailto:ssdetumkur@gmail.com)

## FEEDBACK FORM- ENRICHMENT COURSE / PBL / VALUE ADDED PROGRAM

Rating values:

a) Poor =1 b) Average=2 c) Good=3 d) Very good =4 e) Excellent=5

Please Circle the answer which most closely corresponds to your views about each statement

1. Department: *Oral pathology*
2. Topic: *Decalcification techniques*

3. How well this enrichment course helped to in terms of following statements

Sl. No.	Courses	EXCELLENT	VERY GOOD	GOOD	AVERAGE	POOR
1	Learning value (in terms of skills, concepts, knowledge, analytical abilities, broadening perspectives)	✓				
2	Applicability or relevance to real life situations	✓				
3	Depth and pace of the course content	✓				
4	Teaching method used	✓	✓			
5	Overall rating of the enrichment/PBL course	✓				

Any suggestions:

Thank you for your valuable feedback...

# **SRI SIDDHARTHA DENTAL COLLEGE AND HOSPITAL**

**AGALAKOTE, B.H.ROAD, TUMKUR-572107, KARNATAKA.**

Recognized by Dental Council of India, NEW DELHI

A Constituent College of Sri Siddhartha Academy of Higher Education (Deemed-to-be-university) Accredited 'A' Grade by NAAC

Phone No: / Fax No: 0816-2275536

Web: [www.ssdctumkur.org](http://www.ssdctumkur.org)

Email: [ssdctumkur@gmail.com](mailto:ssdctumkur@gmail.com)

---

## **ENRICHMENT COURSE**

**TITLE: HISTOPATHOLOGY LABORATORY TECHNIQUES**

**17/1/20**

### **OBJECTIVES:**

- To learn & prepare routine histopathology laboratory techniques
- To learn the procedure of processing the tissue
- To learn the procedure of sectioning technique
- To learn the procedure of H&E Staining
- Study stained slide under research microscope

### **SIGNIFICANCE:**

- Learning about histological laboratory techniques will not only help in diagnosing the case but also students will get to know the tedious procedure which is carried out in routine histological laboratory and time frame required to arrive at final diagnosis.
- Histology is the study of the microscopic structures of cells and tissues. It is often carried out by examining a thin slice (called a "section") of tissue under a light microscope or an electron microscope. It helps students gain a better understanding of cell behaviour and more understandable. Histology enables students to predict and understand behaviour and function and arrive at correct diagnosis for treatment aspect.

### **CONTENT:**

#### **Introduction:**

In order to study tissues with a microscope they must be preserved (fixed) and cut into sections thin enough to be translucent. Following fixation, blocks of tissue must be cut into thin sections. Following which the tissue is processed using various chemical like dehydration in alcohols and infiltration with paraffin, and embedding done. 5 microns in thickness of tissue sections are cut using microtome. Staining of histological sections allows observation of features otherwise not distinguishable. For routine histological work, it is customary to use two dyes, one that stains certain components a bright color and the other, called the

# SRI SIDDHARTHA DENTAL COLLEGE AND HOSPITAL

AGALAKOTE, B.H.ROAD, TUMKUR-572107, KARNATAKA.

Recognized by Dental Council of India, NEW DELHI

A Constituent College of Sri Siddhartha Academy of Higher Education (Deemed-to-be-university) Accredited 'A' Grade by NAAC

Phone No: / Fax No: 0816-2275536

Web: [www.ssdetumkur.org](http://www.ssdetumkur.org)

Email: [ssdetumkur@gmail.com](mailto:ssdetumkur@gmail.com)

counterstain that stains other cellular structures a contrasting color. Routine hematoxylin & eosin is stained. Hematoxylin stains negatively charged structures, such as DNA, a blue color. Eosin imparts a pink color to most of the other cell components. Followed by mounting

## Content:

1. Tissue resection
2. Fixation
3. Dehydration
4. Infiltration and embedding in paraffin.
5. Sectioning with a microtome
6. Staining with H& E
7. Mounting of stained tissue
8. Interpretation of slide
9. To determine benign & malignant condition

## Teaching aid:

Theory & practical demonstration

## Target audience:



*K. N. Dhruvatt*

Chairperson, IQAG,  
Sri Siddhartha Dental College,  
TUMKUR.

*[Signature]*

PROF., & H.O.D.  
Dept., Of Oral Pathology & Microbiology  
Sri Siddhartha Dental College,  
Agalakov, B.H. Road, Tumkur - 572107

*[Signature]*

# SRI SIDDHARTHA DENTAL COLLEGE AND HOSPITAL

AGALAKOTE, B.H.ROAD, TUMKUR-572107, KARNATAKA.

Recognized by Dental Council of India, NEW DELHI

A Constituent College of Sri Siddhartha Academy of Higher Education (Deemed-to-be-university) Accredited 'A' Grade by NAAC

Phone No. / Fax No: 0816-2275536

Web: www.ssdctumkur.org

Email: ssdctumkur@gmail.com

## SRI SIDDHARTHA DENTAL COLLEGE, TUMKUR-7


### DEPARTMENT OF ORAL PATHOLOGY & MICROBIOLOGY

ENRICHMENT – 17/1/20

TOPIC: HISTOPATHOLOGY LAB TECHNIQUE

#### Attendance list

SL.NO	REG NO	STUDENT NAME
1.	17SD1010	SHREYA.H.S
2.	17SD1011	SRUTHI.G
3.	17SD1012	HARSHITHA.M.R
4.	17SD1013	S.SUSHMA
5.	17SD1014	ANUSHA.R
6.	17SD1015	KURUBA HIMAVARDHINI
7.	17SD1017	HARIPRIYA LAISHRAM
8.	17SD1018	VEERABOYINA JASWANTHI
9.	17SD1021	AKSHAYA.S
10.	17SD1023	TORIYA M SHAJI
11.	17SD1025	GOPAVARAM HARSHA PRIYA
12.	17SD1028	SNEHA KUMARI
13.	17SD1029	DHIRAJ .C.R
14.	17SD1030	NIKITHA .T
15.	17SD1031	AISHWARYA.T

  
PROP. & H.O.D.  
Dept. of Oral Pathology & Microbiology  
Sri Siddhartha Dental College  
Agalakote B.H. Road, Tumkur-572107

# SRI SIDDHARTHA DENTAL COLLEGE AND HOSPITAL

AGALAKOTE, B.H.ROAD, TUMKUR-572107, KARNATAKA.

Recognized by Dental Council of India. NEW DELHI

A Constituent College of Sri Siddhartha Academy of Higher Education (Deemed-to-be-university) Accredited 'A' Grade by NAAC

Phone No / Fax No: 0816-2275536

Web: www.ssdetumkur.org

Email: ssdetumkur@gmail.com

## FEEDBACK FORM- ENRICHMENT COURSE / PBL / VALUE ADDED PROGRAM

Rating values:

a) Poor =1    b) Average=2    c) Good=3    d) Very good =4    e) Excellent=5

Please Circle the answer which most closely corresponds to your views about each statement

1. Department: Oral pathology.

2. Topic: Histopathology lab techniques

3. How well this enrichment course helped to in terms of following statements

Sl. No.	Courses	EXCELLENT	VERY GOOD	GOOD	AVERAGE	POOR
1.	Learning value (in terms of skills, concepts, knowledge, analytical abilities, broadening perspectives)	✓				
2.	Applicability or relevance to real life situations		✓			
3.	Depth and pace of the course content	✓				
4.	Teaching method used	✓				
5.	Overall rating of the enrichment/PBL course	✓				

Any suggestions:

Thank you for your valuable feedback...

**SRI SIDDHARTHA DENTAL COLLEGE AND HOSPITAL**

Agalakote, B.H.Road, Tumkur – 572 107. KARNATAKA, INDIA.

Recognized by Dental Council of India, New Delhi

A constituent College of Sri Siddhartha Academy of Higher Education (Deemed-to-be-university) Accredited 'A' Grade by NAAC

Ph. 0816- 2275516 Fax: 0816-2275510 website: sahetumkur.ac.in email: iqac@sahe.in

**DEPARTMENT OF PEDODONTICS AND PREVENTIVE DENTISTRY**

**Enrichment programme**

**An enrichment programme for postgraduates will be conducted  
25/12/2020 between 10AM to 1 PM in department of pedodontics and  
preventive dentistry**

**Topic: Regaining smiles in little ones by strip crowns**

**Resource person: Dr Rajashekar Reddy, Reader, Department of  
Pedodontics and Preventive dentistry, SSDC, Tumkur**

HOD  
Dept., Of Pedodontics  
Sri Siddhartha Dental College  
Agalakote, B.H. Road, Tumkur - 572107  
DEPARTMENT OF PEDODONTICS AND PREVENTIVE DENTISTRY

PRINCIPAL  
Principal  
Sri Siddhartha Dental College  
Agalakote, B.H.Road, Tumkur-572107

# **SRI SIDDHARTHA DENTAL COLLEGE AND HOSPITAL**

Agalakote, B.H.Road, Tumkur - 572 107. KARNATAKA, INDIA.

Recognized by Dental Council of India, New Delhi

A constituent College of Sri Siddhartha Academy of Higher Education (Deemed-to-be-university) Accredited 'A' Grade by NAAC

Ph. 0816- 2275516 Fax: 0816-2275510 website: sahetumkur.ac.in email: iqac@sahe.in

## **DEPARTMENT OF PEDODONTICS AND PREVENTIVE DENTISTRY**

### **Enrichment programme**

An enrichment programme for postgraduates was conducted 25/12/2020 between 10AM to 1 PM in department of pedodontics and preventive dentistry. The resource person explained about smile designing in pediatric patients and the procedures of strip crowns in detail.

**Topic: regaining smiles in little ones by strip crowns**

**Resource person: Dr Rajashekar Reddy, Department of Pedodontics and Preventive dentistry, SSDC, Tumkur**

HOD

DEPARTMENT OF PEDODONTICS AND PREVENTIVE DENTISTRY

*N. Davalath*  
Dept. Of Pedodontics  
Sri Siddhartha Dental College  
B.H. Road Tumkur - 572107

PRINCIPAL

*A.R.*  
Principal  
Sri Siddhartha Dental College  
Agalakote, B.H.Road, Tumkur-572107

Regainig the smiles in little ones, 25/12/2020  
by Strip crowns.



*Dr*

# SRI SIDDHARTHA DENTAL COLLEGE AND HOSPITAL

Agalakote, B.H.Road, Tumkur - 572 107. KARNATAKA, INDIA.

Recognized by Dental Council of India, New Delhi

A constituent College of Sri Siddhartha Academy of Higher Education (Deemed-to-be-university) Accredited 'A' Grade by NAAC

Ph. 0816- 2275516 Fax: 0816-2275510 website: sahetumkur.ac.in email: iqac@sahe.in

## FEEDBACK FORM

### ENRICHMENT COURSE

Rating values:

a) Poor =1 b) Average=2 c) Good=3 d) Very good =4 e) Excellent=5

Please Circle the answer which most closely corresponds to your views about each statement

1. Department: Pedodontics and preventive dentistry

2. Topic: *Regaining smiles in little ones by strip crowns.*

3. How well this enrichment course helped to in terms of following statements

Sl. No.	Courses	EXCELLENT	VERY GOOD	GOOD	AVERAGE	POOR
1	Learning value (in terms of skills, concepts, knowledge, analytical abilities, broadening perspectives)		✓			
2	Applicability or relevance to real life situations	✓				
3	Depth and pace of the course content	✓				
4	Teaching method used		✓			
5	Overall rating of the enrichment/PBL course	✓				

Any suggestions:

*Dr. Nagalakshmi Chowdhary*

HOD

DEPARTMENT OF PEDODONTICS AND PREVENTIVE DENTISTRY  
*Dr. Nagalakshmi Chowdhary*  
Professor & H.O.D.,  
Department of Pedodontics,  
Sri Siddhartha Dental College

*[Signature]*

PRINCIPAL

Principal  
Sri Siddhartha Dental College  
Agalakote, B.H.Road, Tumkur-572107

# SRI SIDDHARTHA DENTAL COLLEGE AND HOSPITAL

Agalakote, B.H.Road, Tumkur - 572 107. KARNATAKA, INDIA.

Recognized by Dental Council of India, New Delhi

A constituent College of Sri Siddhartha Academy of Higher Education (Deemed-to-be-university) Accredited 'A' Grade by NAAC

Ph. 0816- 2275516 Fax: 0816-2275510 website: sahetumkur.ac.in email: iqac@sahe.in

## DEPARTMENT OF PEDODONTICS AND PREVENTIVE DENTISTRY

### LIST OF ATTENDEES

1.	18SD1035	SYEDA MIZBA SULTANA
2.	19SD1012	JEEVAN GN
3.	19SD1015	MEENA REDDY V
4.	17SD1008	R MEGHANA
5.	17SD1013	S SUSHMA
6.	17SD1014	ANUSHA R
7.	17SD1022	AKSHILY MARIA
8.	17SD1018	V JASWANTHI
9.	17SD1027	NEHA MOHAN
10.	17SD1031	T AISHWARYA

HOD

DEPARTMENT OF PEDODONTICS AND PREVENTIVE DENTISTRY

Agalakote, B.H. Road, Tumkur

PRINCIPAL

Principal  
Sri Siddhartha Dental College  
Agalakote, B.H.Road, Tumkur-572107

# **SRI SIDDHARTHA DENTAL COLLEGE AND HOSPITAL**

Agalakote, B.H.Road, Tumkur - 572 107. KARNATAKA, INDIA.

Recognized by Dental Council of India, New Delhi

A constituent College of Sri Siddhartha Academy of Higher Education (Deemed-to-be-university) Accredited 'A' Grade by NAAC

Ph. 0816- 2275516 Fax: 0816-2275510 website: sahetumkur.ac.in email: iqac@sahe.in

## **DEPARTMENT OF PEDODONTICS AND PREVENTIVE DENTISTRY**

### **Enrichment programme**

An enrichment programme for both UG and PG was conducted on 21/10/2020 between 10AM to 1 PM in department of pedodontics and preventive dentistry. Students gained knowledge on reimplantation of avulsed tooth and the emergency management of avulsion.

**Topic: Save a tooth reimplant**

**Resource person: Dr Rajashekar Reddy, Reader, Department of Pedodontics and Preventive dentistry, SSDC, Tumkur**

HOD

DEPARTMENT OF PEDODONTICS AND PREVENTIVE DENTISTRY

Dept. of Pedodontics  
Sri Siddhartha Dental College  
Agalakote, B.H. Road, Tumkur - 572107

PRINCIPAL

Principal

Sri Siddhartha Dental College  
Agalakote, B.H.Road, Tumkur-572107

# **SRI SIDDHARTHA DENTAL COLLEGE AND HOSPITAL**

Agalakote, B.H.Road, Tumkur – 572 107. KARNATAKA, INDIA.

Recognized by Dental Council of India, New Delhi

A constituent College of Sri Siddhartha Academy of Higher Education (Deemed-to-be-university) Accredited 'A' Grade by NAAC

Ph. 0816- 2275516 Fax: 0816-2275510 website: sahetumkur.ac.in email: iqac@sahe.in

---

---


## **DEPARTMENT OF PEDODONTICS AND PREVENTIVE DENTISTRY**

### **Enrichment programme**

An enrichment programme for both UG and PG was conducted on 21/10/2020 between 10AM to 1 PM in department of pedodontics and preventive dentistry. Students gained knowledge on reimplantation of avulsed tooth and the emergency management of avulsion.

**Topic: Save a tooth reimplant**

**Resource person: Dr Rajashekar Reddy, Reader, Department of Pedodontics and Preventive dentistry, SSDC, Tumkur**

  
Dr. Rajashekar Reddy  
Dept. of Pedodontics  
Sri Siddhartha Dental College

HOD Agalakote, B.H. Road Tumkur - 572107

DEPARTMENT OF PEDODOTICS AND PREVENTIVE DENTISTRY



PRINCIPAL

Principal  
Sri Siddhartha Dental College  
Agalakote, B.H.Road, Tumkur-572107

Save a Tooth - Reimpost

21/10/2020



*[Handwritten signature]*

# SRI SIDDHARTHA DENTAL COLLEGE AND HOSPITAL

Agalakote, B.H.Road, Tumkur - 572 107. KARNATAKA, INDIA.

Recognized by Dental Council of India, New Delhi

A constituent College of Sri Siddhartha Academy of Higher Education (Deemed-to-be-university) Accredited 'A' Grade by NAAC

Ph. 0816- 2275516 Fax: 0816-2275510 website: sahetumkur.ac.in email: iqac@sahe.in

## FEEDBACK FORM

### ENRICHMENT COURSE

Rating values:

a) Poor =1 b) Average=2 c) Good=3 d) Very good =4 e) Excellent=5

Please Circle the answer which most closely corresponds to your views about each statement


1. Department: Pedodontics and preventive dentistry

2. Topic: *Save a tooth reimplant*

3. How well this enrichment course helped to in terms of following statements

Sl. No.	Courses	EXCELLENT	VERY GOOD	GOOD	AVERAGE	POOR
1	Learning value (in terms of skills, concepts, knowledge, analytical abilities, broadening perspectives)	<input checked="" type="checkbox"/>	<input type="checkbox"/>	<input type="checkbox"/>	<input type="checkbox"/>	<input type="checkbox"/>
2	Applicability or relevance to real life situations	<input type="checkbox"/>	<input type="checkbox"/>	<input checked="" type="checkbox"/>	<input type="checkbox"/>	<input type="checkbox"/>
3	Depth and pace of the course content	<input checked="" type="checkbox"/>	<input type="checkbox"/>	<input type="checkbox"/>	<input type="checkbox"/>	<input type="checkbox"/>
4	Teaching method used	<input checked="" type="checkbox"/>	<input type="checkbox"/>	<input type="checkbox"/>	<input type="checkbox"/>	<input type="checkbox"/>
5	Overall rating of the enrichment/PBL course	<input type="checkbox"/>	<input checked="" type="checkbox"/>	<input type="checkbox"/>	<input type="checkbox"/>	<input type="checkbox"/>

Any suggestions:

  
HOD  
Dept. of Pedodontics  
Sri Siddhartha Dental College  
DEPARTMENT OF PEDODONTICS AND PREVENTIVE DENTISTRY



PRINCIPAL

Principal  
Sri Siddhartha Dental College  
Agalakote, B.H.Road, Tumkur-572107

# SRI SIDDHARTHA DENTAL COLLEGE AND HOSPITAL

Agalakote, B.H.Road, Tumkur - 572 107. KARNATAKA, INDIA.

Recognized by Dental Council of India, New Delhi

A constituent College of Sri Siddhartha Academy of Higher Education (Deemed-to-be-university) Accredited 'A' Grade by NAAC

Ph. 0816- 2275516 Fax: 0816-2275510 website: sahetumkur.ac.in email: iqac@sahe.in

## DEPARTMENT OF PEDODONTICS AND PREVENTIVE DENTISTRY

### LIST OF ATTENDEES

S.NO	REGISTRATION NO	LIST OF STUDENTS
1.	20SEA801	DR.MAHESH
2.	20SEA802	DR.ANURAAGA
3.	18SEA801	DR.SUBA RANJANA B
4.	19SEA801	NISHA GUPTA
5.	18SD1002	AKANSHA LOHAR
6.	18SD1009	B VAMSI
7.	18SD1008	ASHUTOSH KUMAR
8.	18SD1027	PREKSHA SINHA
9.	18SD1034	SYED MUOFEZ
10.	18SD1035	SYEDA MIZBA SULTANA
11.	19SD1012	JEEVAN GN
12.	19SD1015	MEENA REDDY V
13.	17SD1008	R MEGHANA

HOD

DEPARTMENT OF PEDODONTICS AND PREVENTIVE DENTISTRY

Sri Siddhartha Dental College  
Agalakote, B.H. Road, Tumkur - 572107

PRINCIPAL

Principal

Sri Siddhartha Dental College  
Agalakote, B.H.Road, Tumkur-572107

# SRI SIDDHARTHA DENTAL COLLEGE AND HOSPITAL

AGALAKOTE, B.H.ROAD, TUMKUR-572107, KARNATAKA.

Recognized by Dental Council of India, NEW DELHI

A Constituent College of Sri Siddhartha Academy of Higher Education (Deemed-to-be-university) Accredited 'A' Grade by NAAC

Phone No: / Fax No: 0816-2275536

Web: [www.ssdtumkur.org](http://www.ssdtumkur.org)

Email: [ssdtumkur@gmail.com](mailto:ssdtumkur@gmail.com)

## DEPARTMENT OF ORTHODONTICS

### CIRCULAR

**Date:02.04.2020**

A enrichment program is scheduled on 08/04/2020 at 10.am for post graduate students on the topic of "Multidisciplinary management of impacted central incisors and associated dentigerous cyst in relation to maxillary right anterior region " by Dr. Suhas, Dr Madhusudan V, Dr Prasanna T R. Hereby post graduate students are informed to prepare on the same topic to gain the maximum benefits.

  
Signature of HOD

**Dr. Prasanna T R**

Department of Orthodontics  
Sri Siddhartha Dental College  
Tumkur - 572107



Signature of Principal

**Dr. Kashinath**

Principal  
Sri Siddhartha Dental College  
Agalakote, B.H.Road, Tumkur-572107

# SRI SIDDHARTHA DENTAL COLLEGE AND HOSPITAL

AGALAKOTE, B.H.ROAD, TUMKUR-572107, KARNATAKA.

Recognized by Dental Council of India, NEW DELHI

A Constituent College of Sri Siddhartha Academy of Higher Education (Deemed-to-be-university) Accredited 'A' Grade by NAAC

Phone No: / Fax No: 0816-2275536

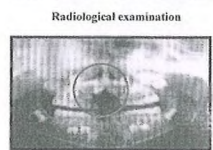
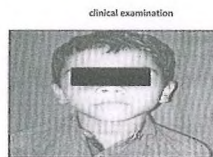
Web: [www.ssdctumkur.org](http://www.ssdctumkur.org)

Email: [ssdctumkur@gmail.com](mailto:ssdctumkur@gmail.com)

## Department of Orthodontics

### REPORT OF ENRICHMENT PROGRAMME BY DEPARTMENT OF ORTHODONTICS AND DENTOFACIAL ORTHOPAEDICS

An enrichment program was conducted on " Multidisciplinary management of impacted central incisors and associated dentigerous cyst in relation to maxillary right anterior region " in the Department of Orthodontics by Prof & HOD Dr Suhas Setty, Dr Prasanna T R, Dr Madhusudan V. One hour program was taken where participants were explained about impacted tooth, methods to diagnosis and treatment plan, treatment stages, Prognosis. Demonstration was given on patients. Feedback forms were collected from the participants.



  
Signature of HOD

Prof. & H.O.D

Department of Orthodontics  
Sri Siddhartha Dental College  
Tumkur - 572107.



Signature of Principal

Principal  
Sri Siddhartha Dental College  
Agalakote, B.H.Road, Tumkur-572107

# SRI SIDDHARTHA DENTAL COLLEGE AND HOSPITAL

AGALAKOTE, B.H.ROAD, TUMKUR-572107, KARNATAKA.

Recognized by Dental Council of India, NEW DELHI

A Constituent College of Sri Siddhartha Academy of Higher Education (Deemed-to-be-university) Accredited 'A' Grade by NAAC

Phone No: / Fax No: 0816-2275536

Web: [www.ssdctumkur.org](http://www.ssdctumkur.org)

Email: [ssdctumkur@gmail.com](mailto:ssdctumkur@gmail.com)

---

## FEEDBACK FORM: Enrichment Program

Please Circle the answer which most closely corresponds to your views about each statement

**Department:** Department of Orthodontics

**Title:** Multidisciplinary management of impacted central incisors and associated dentigerous cyst in relation to maxillary right anterior region.

1. Institution conducting programmes to enhance the competency of faculty and students

Strongly agree     Agree     Disagree     Strongly Disagree

2. Applicability / relevance and learning values in terms of skills, concept and knowledge of the program

Strongly agree     Agree     Disagree     Strongly Disagree

3. How periodically you need these programmes to be conducted

Monthly     Quarterly     Half yearly     Yearly

4. These programmes are helping you to update recent trends

Strongly agree     Agree     Disagree     Strongly Disagree

5. Overall how would you like to rate the programme;

Poor     Average     Good     Very good     Excellent

**Suggestions (if any):**

*No suggestion.*

**Thank you for your valuable feedback....**

# SRI SIDDHARTHA DENTAL COLLEGE AND HOSPITAL

AGALAKOTE, B.H.ROAD, TUMKUR-572107, KARNATAKA.

Recognized by Dental Council of India, NEW DELHI

A Constituent College of Sri Siddhartha Academy of Higher Education (Deemed-to-be-university) Accredited 'A' Grade by NAAC

Phone No: / Fax No: 0816-2275536

Web: [www.ssdtumkur.org](http://www.ssdtumkur.org)

Email: [ssdtumkur@gmail.com](mailto:ssdtumkur@gmail.com)

## Department of Orthodontics

### Attendance Sheet

08/04/2020	Multidisciplinary management of impacted central incisors and associated dentigerous cyst in relation to maxillary right anterior region	06
------------	--	----

1.	Dr.Sangeetha	19SEO801
2.	Dr.Sajin	19SEO802
3.	Dr.Cilpa	20SEO801
4.	Dr. Swaroop	18SEO802
5.	Dr. Mayank	18SEO801
6.	Dr. Raghunathan	20SEO802

  
Signature

Prof & HOD

Prof. & H.O.D.

Department of Orthodontics  
Sri Siddhartha Dental College  
Tumkur - 572107



Signature

Principal

Principal

Sri Siddhartha Dental College  
Agalakote, B.H.Road, Tumkur-572107